

Transport Topics

TOP 50

FINDING BALANCE

HOW INVESTMENTS
ARE RESHAPING
THE INDUSTRY

PLUS:

NEWLY EXPANDED
SECTOR LISTS



2015

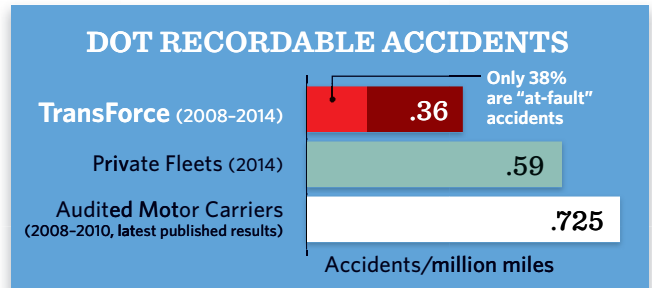


Driver Staffing Solutions

Established in 1991, TransForce is the nation's leading specialty staffing firm devoted exclusively to commercial truck drivers. We believe that safety is a shared commitment among our customers, our drivers and ourselves. Our drivers' safety is demonstrated by our low DOT accident rate.

Not just high standards, higher ones.

Our proprietary screening process ensures that our drivers exceed FMCSA standards. We make use of cutting-edge technology to manage our driver qualification (DQ) files, enabling us to provide customer-specific DQ files **via secure** web-enabled portals. TransForce is an **early adopter** of driver screening innovations, including (a) E-Verify, (b) Driver Violation Alerts, and (c) CSA Driver Information Reports, among many others.



TransForce locations

- | | | | |
|--|---|--|---|
| WEST
» AZ, Phoenix
» AZ, Tucson*
» CA, Los Angeles
» CA, Oakland
» CA, Rancho Cucamonga
» CA, Stockton | CENTRAL
» IL, Chicago
» KY, Louisville
» IN, Indianapolis
» MI, Detroit
» MI, Grand Rapids
» MO, Kansas City
» MO, St. Louis*
» OH, Cincinnati
» OH, Cleveland
» OH, Columbus
» PA, Pittsburgh | NORTHEAST
» MA, Boston*
» MA, Springfield*
» NJ Central/Philadelphia, PA
» NJ, Union
» NY, Albany
» PA, Harrisburg
» PA, Reading | SOUTHEAST
» AL, Birmingham
» FL, Jacksonville
» FL, Miami*
» FL, Orlando*
» FL, Tampa
» GA, Atlanta
» MS, Jackson
» NC, Charlotte
» NC, Greenboro
» NC, Raleigh
» SC, Charleston
» SC, Columbia
» SC, Greenville
» TN, Knoxville
» TN, Memphis
» TN, Nashville |
|--|---|--|---|
- * New Locations

Fair, straightforward pricing is part of our no-surprise service.

We believe in long-term relationships with our customers and straightforward pricing is a critical element of our partnerships. On average, our Top 10 customers have been with us for over 12 years.

If you share our passion for safety—and the bottom-line benefits it brings you—contact TransForce today.

www.transforce.com
800-308-6989



Mergers, New Investment Drive Consolidation Within Rapidly Growing Logistics Industry

By Daniel P. Bearth
Senior Features Writer

An influx of new investment and surge in mergers and acquisitions are driving consolidation among logistics service providers and reshaping the industry's landscape. Two major industry players — FedEx Corp. and C.H. Robinson Worldwide — recently completed deals that moved each company up in the 2015 TRANSPORT TOPICS Top 50 listing of the largest logistics companies in North America.

Based on data compiled by TT, and with the aid of a variety of sources, more money has been spent to acquire trucking and logistics companies in the first 11 weeks of 2015 than in any of the past five years.

And the buying may be just getting started, industry and investment experts said.

"This is perhaps the strongest financial marketplace we've ever experienced," said Ben Gordon of BG Strategic Advisors in West Palm Beach, Florida. "Smart companies are taking advantage of this opportunity."

FedEx's purchase of warehousing and distribution specialist Genco catapulted the Memphis, Tennessee-based company to No. 10 on this year's list. FedEx SupplyChain and FedEx Trade Networks ranked No. 30 in 2014. Genco ranked No. 13.

Likewise, C.H. Robinson moved to No. 4 this year from No. 6 in 2014, in part because of its acquisition in January of online freight broker Freightquote.com.

Topping the Top 50 list is UPS Supply Chain Solutions, followed by J.B. Hunt Transport Services and Ryder Supply Chain Solutions.

Investors, meanwhile, continue to pour money into logistics companies.

Bradley Jacobs, CEO of XPO Logistics, said he expects two or three companies eventually to control 50% to 80% of the global market for logistics services. Global revenue for third-party logistics services was estimated to be \$703.8 billion for 2013, according to Armstrong & Associates, a market research firm based in West Allis, Wisconsin.

Jacobs has acquired more than a dozen companies since 2011, including two previously ranked on the Top 50 — 3PD Inc. and New Breed Logistics — and has amassed more than \$1 billion in capital from investors and banks to pay for additional acquisitions and to start up new businesses. He has had success as an investor in consolidating companies in the waste and equipment rental industries.

Transportation, Jacobs said, is the "last frontier" of business consolidation. XPO Logistics ranks No. 12 on the Top 50 this year.

While the consolidation trend is likely to create larger companies, most industry observers do not think it will hurt competition. Smaller companies, in fact, could play important roles as specialized logistics-service providers.

For example, Duane Long, chairman of Longistics Inc. in Raleigh, North Carolina, said he has carefully downsized his business in recent years to focus on pharmaceutical distribution.

"The main reason that companies of our size stay small is that in order to get the proper capital to grow, you have to give up ownership," Long said.

"It's an exciting time," said Sean Coakley, senior vice president of Kenco Group Inc. in Chattanooga, Tennessee.

"We think being in the middle is a sweet spot. We have extensive capabilities [like big companies] but can provide a higher level of service [like small companies]."

ABOUT THE TOP 50 LIST







The 2015 Top 50 Logistics Companies list is a joint project of Transport Topics and Armstrong & Associates Inc.

Logistics is defined as the procurement of transportation for shippers and includes services such as freight brokerage, air and ocean freight forwarding, warehousing and distribution and dedicated contract carriage.

Companies are ranked on the basis of actual or estimated net revenue and include a description of services, names of top executives, key customers and industry expertise. Senior Features Writer Daniel P. Bearth coordinated the project and was assisted by Brandon Green.

Armstrong & Associates, a leading third-party logistics market research firm, provided revenue estimates and additional data used to rank companies in each of five logistics sectors.







Firms wishing to participate in the 2016 Top 50 list can contact Transport Topics at tteditor@ttnews.com.

2015 RANK	2014 RANK	COMPANY	NET REVENUE		INDUSTRY EXPERTISE/KEY CUSTOMERS	DESCRIPTION OF SERVICES
			GROSS REVENUE (in millions)	EMPLOYEES		
1	1	 UPS Supply Chain Solutions Alpharetta, Ga. (UPS Inc.) David Abney, CEO www.ups-scs.com	\$3,030 \$5,758 ^(e)	NA	Automotive, industrial and manufacturing, health care, retail, computers and electronics Customers include: Advanced BioHealing, eSecuritel, K12, March Networks, Philips Healthcare, Pratt Whitney, Skullcandy, S-One, Sprint, Triumph Motorcycles.	Air and ocean freight forwarding, customs brokerage, transportation management, warehousing and distribution, supply chain consulting, dedicated contract carriage, intermodal, freight brokerage, service parts delivery and repair services, order fulfillment, returned goods management, financial services
2	2	 J.B. Hunt Transport Services Lowell, Ark. Nasdaq: JBHT John Roberts, CEO www.jbhunt.com	\$2,605 ^(e) \$5,799	NA	General merchandise and specialty retail, building products, food and beverage, forest and paper products, rubber and plastic products, automotive, pharmaceuticals Customers include: Clorox, D&W Fine Pack, General Mills, Georgia Pacific, Goodyear, Kellogg's, Lowe's, Mission Foods, Sam's Club, Starbucks, Toyota	Intermodal, dedicated contract carriage, freight brokerage, residential and commercial delivery
3	4	 Ryder Supply Chain Solutions Miami (Ryder System Inc.) John Williford, President www.ryderscs.com	\$2,157 \$2,461	NA	Automotive, industrial, consumer packaged goods, computers and electronics, retail Customers include: NA	Dedicated contract carriage, transportation management, warehousing and distribution, order fulfillment, returned goods management, product assembly and packaging, freight payment and auditing, freight brokerage, cross-border services, supply chain consulting
4	6	 C.H. Robinson Worldwide Eden Prairie, Minn. Nasdaq: CHRW John Wiehoff, Chairman and CEO C. H. ROBINSON www.chrobinson.com	\$2,131 \$14,093	11,521	Food and beverage, retail, paper products, manufacturing, oil and gas, chemicals, textiles Customers include: NA	Freight brokerage, air and ocean freight forwarding, intermodal, transportation management, supply chain consulting, dedicated contract carriage, warehousing, produce sourcing, includes operations of FreightQuote.com acquired in January
5	5	 Expeditors International Of Washington Seattle Nasdaq: EXPD Jeffrey Musser, CEO www.expeditors.com	\$1,981 \$6,565	13,900	Automotive, aerospace, computers and electronics, food and beverages, health care, oil and energy, retail and fashion Customers include: NA	Air and ocean freight forwarding, customs brokerage, transportation management, order fulfillment, warehousing and distribution, assembly and packaging, spare parts distribution, returned goods management, project cargo, cross-border services, insurance
6	3	 Exel Westerville, Ohio (Deutsche Post DHL, Bonn, Germany) Scott Sureddin, CEO, North America www.exel.com	\$1,815 ^(e) \$3,300 ^(e)	47,000	Automotive, chemicals, consumer packaged goods, energy, industrial, life sciences, health care, retail, computers and electronics Customers include: 7-Eleven, Bayer, Bristol Myers Squibb, Chrysler, Coty, Energizer, Ford Motor, General Electric, Hershey, International Paper, Kimberly Clark, Mars, Novartis, Owens Corning, PepsiCo, The Home Depot, ThinkGeek, Unilever, Volkswagen, Zimmer	Warehousing and distribution, transportation management, supply chain consulting, order fulfillment, service parts delivery, returned goods management, manufacturing parts assembly, product packaging, includes operations of Exel Freight Connect established in July 2014

(e) = estimate

NA = Not Applicable or Not Available

In cooperation with:  ARMSTRONG ASSOCIATES, INC.






2015 RANK	2014 RANK	COMPANY	NET REVENUE		INDUSTRY EXPERTISE/KEY CUSTOMERS	DESCRIPTION OF SERVICES
			GROSS REVENUE (in millions)	EMPLOYEES		
7	7	 Ceva Logistics Houston (Ceva Group PLC, Hoofddorp, The Netherlands) Xavier Urbain, CEO <i>www.cevalogistics.com</i>	\$1,715 ^(e) \$2,618 ^(e)	NA	Automotive, consumer packaged goods, retail, health care, energy, industrial, computers and electronics Customers include: NA	Transportation management, warehousing and distribution, supply chain consulting, air and ocean freight forwarding, customs brokerage, freight brokerage, order fulfillment, parts assembly and product packaging, returned goods management, service parts repair and delivery, residential and commercial delivery
8	8	 Americold Logistics Atlanta Fred Boehler, President and COO <i>www.americold.com</i>	\$1,696 NA	11,000	NA Customers include: NA	Warehousing and distribution, transportation management, supply chain consulting
9	9	 UTi Worldwide¹ Long Beach, Calif. Nasdaq: UTIW Eric Kirchner, CEO <i>www.go2uti.com</i>	\$1,548 \$4,369	21,018	Automotive, consumer packaged goods and retail, computers and electronics, pharmaceuticals and health care, chemicals, fashion and apparel, aerospace and defense, industrial and manufacturing, energy and mining, cruise lines Customers include: NA	Air and ocean freight forwarding, customs brokerage, warehousing and distribution, returned goods management, transportation management, order fulfillment, inventory management and packaging, supply chain consulting
10	30	 FedEx Corp. Memphis, Tenn. (NYSE: FDX) Frederick Smith, Chairman and CEO Todd Peters, CEO, Genco Craig Simon, CEO FedEx SupplyChain James Muhs Sr., CEO, FedEx Trade Networks <i>www.fedex.com</i>	\$1,465 ^(e) \$2,896 ^(e)	10,885	Automotive, computers and electronics, health care, retail, consumer packaged goods, government, industrial Customers include: AT&T, Canadian Tire, Dell, Hershey, Johnson & Johnson, The Home Depot, Sears, Target, Unilever, US Cellular	Air and ocean freight forwarding, customs brokerage, transportation management, freight brokerage, service parts delivery, warehousing and distribution, returned goods management, order fulfillment, trade management, supply chain consulting, includes operations of Genco acquired in January
11	10	 Schneider Green Bay, Wis. Christopher Lofgren, President and CEO <i>www.schneiderlogistics.com</i>	\$1,429 ^(e) \$3,900	NA	Automotive, consumer packaged goods and retail, electronics, manufacturing, chemicals, health care, paper Customers include: NA	Dedicated contract carriage, intermodal, expedited, freight brokerage, warehousing and distribution, transloading and drayage, cross-border services, transportation management and supply chain consulting; domestic transportation service in China
12	12	 XPO Logistics Inc. Greenwich, Conn. NYSE: XPO Bradley Jacobs, Chairman and CEO <i>www.xpologistics.com</i>	\$1,160 \$3,140	10,200	Aerospace, automotive, computers and electronics, consumer packaged goods, food and beverage, health care, manufacturing, telecommunications, paper Customers include: Boeing, Comcast, Continental Tire, The Home Depot, Masco Cabinetry, Perdue, Sears, Siemens Healthcare, United Technologies, Verizon Wireless	Freight brokerage, intermodal, air and ocean freight forwarding, expedited, freight payment and auditing, transportation management, residential and commercial delivery, warehousing and distribution; includes operations of Pacer International, Atlantic Central Logistics and New Breed Logistics in 2014 and UX Specialized Logistics in February.

(e) = estimate

NA = Not Applicable or Not Available

¹ Data for UTI Worldwide is for 12 months ended Oct. 31, 2014.

In cooperation with:  ARMSTRONG ASSOCIATES, INC.

2015 RANK	2014 RANK	COMPANY	NET REVENUE		INDUSTRY EXPERTISE/KEY CUSTOMERS	DESCRIPTION OF SERVICES
			GROSS REVENUE (in millions)	EMPLOYEES		
13 KUEHNE+NAGEL	11	Kuehne + Nagel Inc. Jersey City, N.J. (Kuehne + Nagel International AG, Schindellegi, Switzerland) John Hextall, CEO, North America <i>www.kuehne-nagel.com</i>	\$1,105 ^(e) \$5,157 ^(e)	NA	Automotive, aerospace, computers and electronics, retail, industrial, oil and gas, consumer packaged goods, pharmaceutical, health care, beverages and food service, forest products, hotel, marine, disaster response Customers include: NA	Air and ocean freight forwarding, customs brokerage, transportation management, warehousing and distribution, supply chain consulting
14 	16	Swift Logistics Phoenix (Swift Transportation Co.) Jerry Moyes, CEO <i>www.swiftrans.com</i>	\$1,045 ^(e) \$1,394 ^(e)	NA	Food and beverage, retail, consumer packaged goods, chemicals, packaging materials, manufacturing Customers include: NA	Dedicated contract carriage, transportation management, intermodal, cross-border services, transloading and port services, air and ocean freight forwarding, project management
15 	20	Penske Logistics Reading, Pa. (Penske Truck Leasing Co.) Marc Althen, President <i>www.penskelogistics.com</i>	\$915 \$1,137	10,882	Automotive, appliances and electronics, chemicals, consumer packaged goods and retail, food and beverage, health care and pharmaceuticals, manufacturing, publishing and packaging Customers include: BMW, Cardinal Health, Ford Motor Co., Kroger, Whirlpool	Warehousing and distribution, transportation management, dedicated contract carriage, freight brokerage, supply chain consulting
16 	15	NFI Cherry Hill, N.J. Joe Roeder, President, Transportation, Warehousing & Distribution <i>www.nfiindustries.com</i>	\$914 ^(e) \$1,091 ^(e)	NA	Aerospace, apparel and footwear, automotive, food and beverage, consumer packaged goods, retail, industrial, paper, grocery Customers include: NA	Warehousing and distribution, transportation management, dedicated contract carriage, intermodal, freight brokerage, order fulfillment, supply chain consulting, air and ocean freight forwarding, trade management, parts assembly and product packaging, commercial real estate development
17 	17	Werner Global Logistics Omaha, Neb. (Werner Enterprises) Derek Leathers, President <i>www.werner.com</i>	\$844 \$1,182	4,632	Retail, consumer packaged goods, apparel, food and beverage, energy, paper products, electronics, building materials Customers include: NA	Dedicated contract carriage, transportation management, intermodal, air and ocean freight forwarding, customs brokerage, freight brokerage, warehousing and distribution, returned goods management, produce packaging, supply chain consulting
18 	21	Ruan Des Moines, Iowa John Ruan III, Chairman <i>www.ruan.com</i>	\$805 \$848	5,595	Retail and grocery, dairy and bulk food products, consumer packaged goods, manufacturing, metals, industrial gases, furniture, chemicals, feed and grain, construction materials, medical supplies, mining, solid waste Customers include: Airgas, Arctic Cat, Bobcat, California Dairies, C&S Wholesale Grocers, Ecolab, Flowers Foods, Freeport McMoRan, HNI Corp., Johnson Controls, Kroger, Linde, Marmon Keystone, MPG Ingredients, O'Neal Steel, Phoenix Metals, Praxair, Safelite AutoGlass, Steel Pipe & Supply, Target, Trane, Whole Foods Market	Dedicated contract carriage, warehousing and distribution, freight brokerage, transportation management, assembly and product packaging, freight payment and auditing, supply chain consulting

(e) = estimate

NA = Not Applicable or Not Available

2015 RANK	2014 RANK	COMPANY	NET REVENUE GROSS REVENUE (in millions)	EMPLOYEES	INDUSTRY EXPERTISE/KEY CUSTOMERS	DESCRIPTION OF SERVICES
19	19	Neovia Logistics Irving, Texas (Rhône Capital) Jos Opdeweegh, CEO <i>www.neovialogistics.com</i>	\$800 ^(e) NA	NA	Industrial, automotive, mining, aerospace and defense, oil and gas, computers and electronics, energy, manufacturing, chemicals, retail Customers include: Caterpillar, Mercedes-Benz USA, Honeywell Aerospace	Warehousing and distribution, transportation management, manufacturing parts assembly, materials management, maintenance repair and operations, order fulfillment, returned goods management, trade management, supply chain consulting, information technology
20	18	DB Schenker Freeport, N.Y. (Deutsche Bahn AG, Essen, Germany) Malcolm Heath, CEO <i>www.dbschenkerusa.com</i>	\$774 ^(e) \$2,615 ^(e)	6,000	Automotive, aerospace, beverages and wine, chemicals, consumer packaged goods, computers and electronics, health care, industrial, marine parts, retail Customers include: Cisco, Procter & Gamble, Volkswagen Group	Air and ocean freight forwarding, customs brokerage, transportation management, service parts delivery, product packaging, order fulfillment, warehousing and distribution, garment on hangar, project management, supply chain consulting
21	22	Menlo Logistics San Francisco (Con-way Inc.) Robert Bianco Jr., President <i>www.menlologistics.com</i>	\$749 \$1,718	8,500	Automotive, computers and electronics, chemicals, industrial manufacturing, consumer packaged goods, oil and gas, government, wine and spirits, health care, retail and fashion Customers include: Amazon.com, Bobcat, BP, Caterpillar, Navistar, Dow Chemical, Embraer, Hewlett-Packard, NCR, New Era, Nike, Shell, Starbucks, Toyota Boshoku	Transportation management, warehousing and distribution, freight brokerage, dedicated contract carriage, supply chain management, assembly and packaging, order fulfillment, returned goods management
22	23	Cardinal Logistics Management Concord, N.C. (Centerbridge Partners LP) Tom White, Executive Chairman <i>www.cardlog.com</i>	\$681 ^(e) NA	NA	Retail, food and beverage, manufacturing, automotive Customers include: NA	Dedicated contract carriage, residential and commercial delivery, transportation management, supply chain consulting, warehousing and distribution, information technology
23	14	APL Logistics Scottsdale, Ariz. (NOL Group, Singapore) Beat Simon, President <i>www.apllogistics.com</i>	\$660 ^(e) \$1,030	6,000	Automotive, industrial, consumer packaged goods, retail Customers include: AAFES, Asics, Dow Corning, Procter & Gamble, Kellogg, General Motors, Dupont, Wal-Mart, Samsung, Netgear, Target, Barilla Pasta	Air and ocean freight forwarding, customs brokerage, warehousing and distribution, order fulfillment, transportation management, supply chain consulting
24	26	OHL Brentwood, Tenn. (Welsh, Carson, Anderson & Stowe) Randy Curran, CEO <i>www.ohl.com</i>	\$650 ^(e) \$1,305	8,302	Apparel and retail, perishables, food and beverage, consumer packaged goods, consumer electronics, health care, publishing Customers include: Apple, H&M, Nutrisystem, Red Bull, Starbucks	Warehousing and distribution, transportation management, order fulfillment, air and ocean freight forwarding, customs brokerage, freight brokerage, intermodal, returned goods management, supply chain consulting
25	24	Norbert Dentressangle Des Moines, Iowa (Norbert Dentressangle Group, Lyon, France) Scott Temple, U.S. 3PL Country Manager <i>www.norbert-dentressangle.us.com</i>	\$601 \$781	6,500	Food and beverage, consumer packaged goods, durable goods, chemicals, agriculture Customers include: Amvac, BASF Corp., Dollar General, Ebro Foods North America, Floor & Decor, Georgia Pacific, John Deere, Mycogen, PepsiCo, Simon & Schuster	Warehousing and distribution, air and ocean freight forwarding, order fulfillment, parts assembly and product packaging, returned goods management, dedicated contract carriage, transportation management

(e) = estimate








NA = Not Applicable or Not Available

2015 RANK	2014 RANK	COMPANY	NET REVENUE		INDUSTRY EXPERTISE/KEY CUSTOMERS	DESCRIPTION OF SERVICES
			GROSS REVENUE (in millions)	EMPLOYEES		
26	36	Panalpina Inc. Morristown, N.J. (Panalpina Group, Basel, Switzerland) Ferdinand Kurt, CEO, Americas <i>www.panalpina.com</i>	\$538 ^(e) \$2,463 ^(e)	NA	Automotive, chemicals, consumer packaged goods and retail, fashion, energy, health care, computers and electronics, telecommunications, manufacturing Customers include: NA	Air and ocean freight forwarding, warehousing and distribution, order fulfillment, transportation management, returned goods management, assembly and product packaging, supply chain consulting
27	28	Kenco Chattanooga, Tenn. (Kenco Group) Jane Kennedy Greene, Board Chairwoman <i>www.kencogroup.com</i>	\$506 \$518	3,800	Automotive, apparel, appliances, consumer packaged goods, electronics, building materials, steel, food and beverage, furniture, health care, paper products, retail, plastics and textile products Customers include: DuPont, Honeywell, Keurig, Komatsu, Mead-Johnson Nutrition, Post, Stryker, Whirlpool	Warehousing and distribution, order fulfillment, transportation management, returned goods management, dedicated contract carriage, freight brokerage, assembly and packaging, freight payment and auditing, information technology, facilities engineering
28	27	U.S. Xpress Enterprises Chattanooga, Tenn. Max Fuller, Chairman and CEO <i>www.usxpress.com</i>	\$475 ^(e) \$618 ^(e)	NA	Grocery, food and beverage, floor coverings, retail, consumer packaged goods, manufacturing, automotive Customers include: NA	Dedicated contract carriage, warehousing and distribution, intermodal, freight brokerage, transloading and cross-border services, transportation management, freight payment and auditing
29	29	Fidelitone Wauconda, Ill. Josh Johnson, COO <i>www.fidelitone.com</i>	\$454 \$463	715	Aftermarket parts, consumer electronics, furniture and mattresses, home appliances, health and fitness, office equipment, catalog Customers include: ASHI/Medic, Best Buy, Ethicon Endo-Surgery, Restoration Hardware, Sears, The Home Depot, The Naked Bee, Williams-Sonoma, Xerox	Warehousing and distribution, order fulfillment, returned goods management, transportation management, residential and commercial delivery, service parts repair and delivery
30	31	Universal Truckload Services Inc. Warren, Mich. Jeff Rogers, CEO <i>www.goutsi.com</i>	\$449 NA	NA	Aerospace, automotive, energy, government, health care, industrial, retail, consumer packaged goods, steel and metals Customers include: Case New Holland, Cummins, General Electric, General Motors, Nissan, Volvo, Wal-Mart Stores	Dedicated contract carriage, warehousing and distribution, parts assembly and packaging, air and ocean freight forwarding, container management, expedited services
31	32	Hub Group Downers Grove, Ill. Nasdaq: HUBG David Yeager, Chairman and CEO <i>www.hubgroup.com</i>	\$370 \$3,571	2,568	Retail, consumer packaged goods, durable goods, transportation, paper products, chemicals Customers include: Big Lots, The Home Depot, Kimberly Clark, Lowe's, Sears, Target, Wal-Mart Stores	Intermodal and drayage, freight brokerage, transportation management, supply chain consulting
32	33	Saddle Creek Logistics Services Lakeland, Fla. Clifford Otto, President <i>www.sclogistics.com</i>	\$358 NA	2,453	Food and beverage, health and beauty products, consumer packaged goods, paper products, electronics, retail Customers include: Altria, Brother International, Gallo, Henkel, Pepsi Cola North America, Sam's Club	Warehousing and distribution, transportation management, product packaging, order fulfillment

(e) = estimate






NA = Not Applicable or Not Available

In cooperation with:  ARMSTRONG & ASSOCIATES, INC.

2015 RANK	2014 RANK	COMPANY	NET REVENUE GROSS REVENUE (in millions)	EMPLOYEES	INDUSTRY EXPERTISE/KEY CUSTOMERS	DESCRIPTION OF SERVICES
33	37	Total Quality Logistics Cincinnati Ken Oaks, CEO <i>www.tql.com</i>	\$352 \$2,142	3,131	NA Customers include: NA	Freight brokerage
						
34	34	DSC Logistics Des Plaines, Ill. Ann Drake, CEO <i>www.dsclogistics.com</i>	\$340 ^(e) NA	NA	Food and groceries, consumer goods, computers and electronics, paper products, health care, industrial, musical instruments Customers include: Candle Corp. of America, Cardinal Health, Dow Brands, J.M. Smucker Co., Kellogg Co., Kimberly-Clark, Lorillard, MeadWestvaco, Nabisco, Pharmavite, Playtex, Sega, Starbucks, Sysco, Toys "R" Us, Unilever, Whirlpool, Yamaha	Warehousing and distribution, product packaging, order fulfillment, consolidation, transportation management, supply chain consulting, information technology
						
35	35	Toll Global Forwarding Carteret, N.J. (Toll Group, Melbourne, Australia) Myles O'Brien, CEO Americas <i>www.tollgroup.com</i>	\$297 ^(e) \$1,468 ^(e)	NA	Automotive, and machinery, chemicals and agribusiness, energy, finance and insurance, food and beverage, government and defense, health and pharmaceuticals, mining, oil and gas, paper and packaging, print and media Customers include: NA	Air and ocean freight forwarding, transportation management, customs brokerage, project management, warehousing and distribution, supply chain consulting
						
36	44	Landstar System Jacksonville, Fla. Nasdaq: LSTR Jim Gattoni, CEO <i>www.landstar.com</i>	\$270 ^(e) \$1,624	NA	Automotive parts, appliances and furniture, building materials, metals, chemicals, paper, foodstuffs, machinery, electronics, retail, ammunition and explosives, military equipment Customers include: NA	Transportation management, intermodal, freight brokerage, warehousing and distribution, air and ocean freight forwarding, expedited, supply chain consulting
						
37	39	Performance Team Santa Fe Springs, Calif. Craig Kaplan, CEO <i>www.performanceteam.net</i>	\$261 \$263	3,845	Manufacturing, retail and apparel, footwear, cosmetics, automotive, consumer electronics, furniture and home goods Customers include: Kohl's, Nike, Kenneth Cole, Limited Stores, Li & Fung	Dedicated contract carriage, warehousing and distribution, consolidation and port services, returned goods management, order fulfillment, transportation management
						
38	38	Burriss Logistics Milford, Del. Donnan Burriss, CEO <i>www.burrisslogistics.com</i>	\$256 ^(e) NA	NA	Food and beverages, perishables, retail, consumer packaged goods Customers include: NA	Warehousing and distribution, dedicated contract carriage, freight brokerage, transportation management
						
39	41	Coyote Logistics Chicago Jeff Silver, CEO <i>www.coyote.com</i>	\$255 \$2,094	1,994	Food and beverage, paper and packaging, consumer packaged goods, retail, industrial, government and nonprofit, energy and infrastructure, pharmaceuticals and health care, computers and electronics, transportation Customers include: NA	Freight brokerage, intermodal, transportation management
						

(e) = estimate

NA = Not Applicable or Not Available

2015 RANK	2014 RANK	COMPANY	NET REVENUE GROSS REVENUE (in millions)	EMPLOYEES	INDUSTRY EXPERTISE/KEY CUSTOMERS	DESCRIPTION OF SERVICES
40	40	BDP International Philadelphia Richard Bolte Jr., CEO <i>www.bdpinternational.com</i>	\$254 ^(e) \$1,900 ^(e)	NA	Chemicals, oil and gas, retail, consumer packaged goods, health care Customers include: NA	Air and ocean freight forwarding, customs brokerage, warehousing and distribution, order fulfillment, project management, transportation management, supply chain consulting
41	43	 Cowan Systems Baltimore Joseph Cowan, CEO <i>www.cowansystems.com</i>	\$240 \$346	NA	Food and beverage, grocery, consumer packaged goods, paper products Customers include: N/A	Dedicated contract carriage, intermodal, freight brokerage, warehousing and distribution, transportation management
42	42	 Preferred Freezer Services Chatham, N.J. John Galihier, CEO <i>www.preferredfreezer.com</i>	\$225 ^(e) \$275 ^(e)	1,800	Food and beverages Customers include: Aqua-Star, Chicken of the Sea Frozen Foods, Eastern Fish, The Cheesecake Factory, Wal-Mart Stores, Wenner Bakery	Warehousing and distribution, freight brokerage, intermodal drayage
43	45	 SCI Logistics Toronto (Canada Post Group) John Ferguson, CEO <i>www.scilogistics.ca</i>	\$212 ^(e) \$213 ^(e)	1,800	Retail, computers and electronics, health care, financial services, telecommunications Customers include: Bell Canada, Canada Post, Dollar Tree, Rogers Communications, Sears Canada, Toys R Us, 3SO, Wal-Mart Stores, Xerox,	Warehousing and distribution, order fulfillment, assembly and packaging, service parts and repair, transportation management, dedicated contract carriage, returned goods management, residential and commercial delivery
44	46	 Averitt Express Cookeville, Tenn. Gary Sasser, CEO <i>www.averittpress.com</i>	\$210 ^(e) \$365	NA	Automotive, retail, food products, utilities, computers and electronics, apparel, building materials Customers include: Dollar General, Payless Shoes, Toshiba, Virco, Wal-Mart Stores	Transportation management, dedicated contract carriage, warehousing and distribution, air and ocean freight forwarding, customs brokerage, freight brokerage, intermodal, supply chain consulting
45	50	 Echo Global Logistics Chicago Nasdaq: ECHO Douglas Waggoner, CEO <i>www.echo.com</i>	\$208 \$1,173	1,734	Automotive, aerospace, agriculture, apparel, chemicals, construction, consumer packaged goods, electronics, renewable energy, food and beverage, grocery, furniture, health care, oil and gas, pharmaceuticals, trade show Customers include: Daktronics, Samuel Strapping, Culligan, Guthy Renker, Greenheck	Transportation management, intermodal, freight brokerage, air and ocean freight forwarding, residential and commercial delivery, supply chain consulting

(e) = estimate

NA = Not Applicable or Not Available

In cooperation with:  ARMSTRONG & ASSOCIATES, INC.

2015 RANK	2014 RANK	COMPANY	NET REVENUE GROSS REVENUE (in millions)	EMPLOYEES	INDUSTRY EXPERTISE/KEY CUSTOMERS	DESCRIPTION OF SERVICES
46	47	Damco International Jamaica, N.Y. (A.P. Moeller-Maersk Group, Copenhagen, Denmark) Henriette Thygesen, CEO, Americas <i>www.damco.com</i>	\$185 ^(e) \$1,007 ^(e)	NA	Chemicals, perishables, retail and fashion, computers and electronics, industrial, mining, government and defense Customers include: NA	Air and ocean forwarding, customs brokerage, warehousing and distribution, transportation management, supply chain consulting
47	Not Ranked	Crane Worldwide Logistics Houston Jim Crane, Chairman John Magee, CEO <i>www.cranewww.com</i>	\$183 ^(e) \$689 ^(e)	NA	Aerospace, telecommunications, automotive, industrial and manufacturing, energy, retail, health care, trade shows Customers include: NA	Air and ocean freight forwarding, intermodal, supply chain consulting, customs brokerage, project logistics
48	49	Legacy Supply Chain Services Portsmouth, N.H. Ron Cain, CEO <i>www.legacyscs.com</i>	\$180 ^(e) \$401 ^(e)	NA	Consumer packaged goods, computers and electronics, industrial and manufacturing, retail, food and beverage, aftermarket automotive, medical equipment, health care, financial, restaurant, government Customers include: NA	Warehousing and distribution, air and ocean freight forwarding, customs brokerage, transportation management, dedicated contract carriage, freight brokerage, intermodal, expedited, commercial delivery and installation services
48	Not Ranked	Odyssey Logistics & Technology Danbury, Conn. Bob Shellman, CEO <i>www.odysseylogistics.com</i>	\$180 ^(e) \$590 ^(e)	NA	Chemicals, consumer packaged goods and retail, energy, food, industrial and manufacturing, medical products, metals Customers include: NA	Warehousing and distribution, transportation management, customs brokerage, freight brokerage, air and ocean freight forwarding, intermodal, order fulfillment, facility management, supply chain consulting; includes operations of Alternative Distribution Systems acquired in August 2014
50	48	Agility Logistics Irvine, Calif. (Agility Global Integrated Logistics, Baar, Switzerland) Francesc Casamitjana, CEO, Americas <i>www.agilitylogistics.com</i>	\$175 ^(e) \$795 ^(e)	NA	Automotive, chemicals, consumer packaged goods, defense and government, industrial, oil and gas, pharmaceuticals, retail, computers and electronics Customers include: NA	Air and ocean freight forwarding, warehousing and distribution, project logistics, information technology, supply chain consulting, relocation assistance, trade show and exhibit management

(e) = estimate

NA = Not Applicable or Not Available

In cooperation with:  ARMSTRONG & ASSOCIATES, INC.

Top Freight Brokerage Firms

1 C.H. Robinson Worldwide

Net Revenue: \$2 billion
Gross Revenue: \$12.5 billion
Types of Freight: Dry van TL, refrigerated TL, flatbed/heavy haul, LTL, bulk/tank, rail/intermodal, air/expedited

2 XPO Logistics

Net Revenue: \$417.4 million
Gross Revenue: \$1.9 billion
Types of Freight: Dry van TL, refrigerated TL, flatbed/heavy haul, LTL, rail/intermodal, air/expedited

3 Total Quality Logistics

Net Revenue: \$351.7 million
Gross Revenue: \$2.1 billion
Types of Freight: Dry van TL, refrigerated TL, flatbed/heavy haul, LTL, rail/intermodal

4 Coyote Logistics

Net Revenue: \$255 million
Gross Revenue: \$2.1 billion
Types of Freight: Dry van TL, refrigerated TL, flatbed/heavy haul, LTL, rail/intermodal

5 Landstar System

Net Revenue: \$244.7 million
Gross Revenue: \$1.4 billion
Types of Freight: Dry van TL, refrigerated TL, flatbed/heavy haul, LTL, rail/intermodal, air/expedited

6 Echo Global Logistics

Net Revenue: \$208 million
Gross Revenue: \$1.2 billion
Types of Freight: Dry van TL, refrigerated TL, flatbed/heavy haul, LTL, bulk/tank, rail/intermodal, air/expedited

7 Worldwide Express

Net Revenue: \$147 million
Gross Revenue: \$550 million
Types of Freight: Parcel, dry van TL, LTL, air/expedited

8 Command Transportation

Net Revenue: \$109.8 million
Gross Revenue: NA
Types of Freight: Dry van TL, refrigerated TL, flatbed/heavy haul, LTL, rail/intermodal

9 Mode Transportation

Net Revenue: \$108.8 million
Gross Revenue: \$931.1 million
Types of Freight: Dry van TL, refrigerated TL, flatbed/heavy haul, LTL, rail/intermodal

10 J.B. Hunt Integrated Capacity Solutions

Net Revenue: \$93 million
Gross Revenue: \$718 million
Types of Freight (Number of Loads or Shipments): Dry Van TL (1,756,295), refrigerated TL (337,309), flatbed/heavy haul (170,785), LTL (49,453), bulk/tank, rail/intermodal (1,700,374), air/expedited

11 Unishippers Global Logistics

Net Revenue: \$90 million
Gross Revenue: \$426 million
Types of Freight: Dry van TL, refrigerated TL, flatbed/heavy haul, LTL, rail/intermodal, air/expedited

12 Sunteck Transport Group

Net Revenue: \$87 million
Gross Revenue: \$396 million
Types of Freight (Number of Loads or Shipments): Dry van TL (158,694), refrigerated TL (39,673), flatbed/heavy haul (19,836), LTL (7,934), rail/intermodal (156,694), air/expedited (14,306)

13 Roadrunner Transportation Systems

Net Revenue: \$82 million
Gross Revenue: \$311 million
Types of Freight: Dry van TL, refrigerated TL, LTL, flatbed/heavy haul, rail/intermodal, air/expedited, bulk/tank, parcel

14 GlobalTranz Enterprises

Net Revenue: \$75.3 million
Gross Revenue: \$408.6 million
Types of Freight (Number of Loads or Shipments): Dry van and refrigerated TL (86,000), flatbed/heavy haul, LTL (941,000), rail/intermodal, air/expedited

15 Transplace Inc.

Net Revenue: \$75 million
Gross Revenue: \$633 million
Types of Freight: Dry van TL, refrigerated TL, flatbed/heavy haul, LTL, bulk/tank, rail/intermodal, air/expedited

16 England Logistics

Net Revenue: \$72 million
Gross Revenue: \$452 million
Types of Freight (Number of Loads or Shipments): Dry van TL (66,373) refrigerated TL (50,501), LTL (52,306), flatbed/heavy haul (7,136), rail/intermodal (3,322), air/expedited, parcel (747,762)

17 BNSF Logistics

Net Revenue: \$69 million
Gross Revenue: \$508 million
Types of Freight: Dry van TL, refrigerated TL, flatbed/heavy haul, LTL, rail/intermodal, air/expedited

18 ReTrans Inc.

Net Revenue: \$61 million
Gross Revenue: \$465 million
Types of Freight: Dry van TL, refrigerated TL, flatbed/heavy haul, LTL, rail/intermodal, air/expedited

19 Allen Lund Co.

Net Revenue: \$57.5 million
Gross Revenue: \$473.7 million
Types of Freight (Number of Loads or Shipments): Dry van TL (150,075), refrigerated TL (70,405), flatbed/heavy haul (4,965), LTL (823), rail/intermodal (1,381), bulk/tank (5)

20 Trinity Logistics

Net Revenue: \$45.7 million
Gross Revenue: \$314.5 million
Types of Freight: Dry van TL, refrigerated TL, flatbed/heavy haul, LTL, bulk/tank, rail/intermodal, air/expedited

21 PLS Logistics Services

Net Revenue: \$45 million
Gross Revenue: \$515 million
Types of Freight: Dry van TL, refrigerated TL, flatbed/heavy haul, LTL, bulk/tank, rail/intermodal, air/expedited

22 TTS

Net Revenue: \$43.9 million
Gross Revenue: \$417.9 million
Types of Freight (Number of Loads or Shipments): Dry van TL (140,240), refrigerated TL (15,600), LTL (46,635), rail/intermodal (63,469)

Top Freight Brokerage Firms (continued)

23 Matson Logistics

Net Revenue: \$42.7 million
Gross Revenue: \$435.8 million
Types of Freight: Dry van TL, refrigerated TL, flatbed/heavy haul, LTL, air/expedited, rail/intermodal

25 Redwood Logistics

Net Revenue: \$41 million
Gross Revenue: \$255 million
Types of Freight: Dry van TL, refrigerated TL, flatbed/heavy haul, LTL, bulk/tank, rail/intermodal, air/expedited

25 AFN

Net Revenue: \$35.7 million
Gross Revenue: \$238.5 million
Types of Freight: Dry van TL, refrigerated TL, LTL, rail/intermodal, air/expedited

26 Knight Transportation

Net Revenue: \$31.5 million
Gross Revenue: \$210.3 million
Types of Freight: Dry van TL, refrigerated TL, flatbed/heavy haul, rail/intermodal

27 ATS Logistics Services

Net Revenue: \$29 million
Gross Revenue: \$205 million
Types of Freight: Dry van TL, refrigerated TL, flatbed/heavy haul, air/expedited

28 Con-way Multimodal

Net Revenue: \$28 million
Gross Revenue: \$202 million
Types of Freight: Dry van TL, refrigerated TL, LTL, flatbed/heavy haul, rail/intermodal, air/expedited

28 Cornerstone Systems

Net Revenue: \$28 million
Gross Revenue: \$248 million
Types of Freight (Number of Loads or Shipments): Rail/intermodal (61,502), dry van TL (31,651), refrigerated TL (223), LTL (469), flatbed/heavy haul (546)

30 ABF Logistics

Net Revenue: \$27 million
Gross Revenue: \$153 million
Types of Freight: Dry van TL, rail/intermodal, LTL, air/expedited

30 Champion Logistics Group

Net Revenue: \$27 million
Gross Revenue: \$71 million
Types of Freight: Dry van TL, refrigerated TL, LTL, air/expedited, parcel

32 USA Truck Strategic Capacity Solutions

Net Revenue: \$26.9 million
Gross Revenue: \$179 million
Types of Freight: Dry van TL, refrigerated TL, LTL, rail/intermodal, flatbed/heavy haul

33 Network FOB

Net Revenue: \$20 million
Gross Revenue: \$110 million
Types of Freight: Dry van TL, refrigerated TL, LTL, flatbed/heavy haul, rail/intermodal, air/expedited, parcel

34 Logistics Plus

Net Revenue: \$16 million
Gross Revenue: \$72 million
Types of Freight (Number of Loads or Shipments): LTL (50,000), dry van TL (18,000), flatbed/heavy haul (6,000), refrigerated TL (1,000), parcel (50), rail/intermodal (25), air/expedited (15)

35 Swift Logistics

Net Revenue: \$15 million
Gross Revenue: \$100 million
Types of Freight: Dry van TL, refrigerated TL, flatbed/heavy haul, rail/intermodal

36 MIQ Logistics

Net Revenue: \$14.2 million
Gross Revenue: \$233 million
Types of Freight: Air/expedited, rail/intermodal, LTL, dry van TL, refrigerated TL, flatbed/heavy haul, bulk/tank

37 Patterson Cos.

Net Revenue: \$14 million
Gross Revenue: \$121 million
Types of Freight: Dry van TL, refrigerated TL, LTL, flatbed/heavy haul, air/expedited

38 Syfan Logistics

Net Revenue: \$13.4 million
Gross Revenue: \$78.7 million
Types of Freight (Number of Loads or Shipments): Air/expedited (8,664), rail/intermodal (10,448), dry van TL (7,153), refrigerated TL (9,000), flatbed/heavy haul (16), parcel (2,751)

39 Integrity Express Logistics

Net Revenue: \$13.2 million
Gross Revenue: \$88 million
Types of Freight (Number of Loads or Shipments): Refrigerated TL (30,000), dry van TL (18,000), flatbed/heavy haul (10,000), LTL (5,000), rail/intermodal (1,000)

40 Cowan Logistics

Net Revenue: \$10 million
Gross Revenue: \$69 million
Types of Freight: Dry van TL, refrigerated TL, LTL, flatbed/heavy haul, rail/intermodal, bulk/tank, air/expedited

41 Marten Transport

Net Revenue: \$8 million
Gross Revenue: \$57 million
Types of Freight: Refrigerated TL, dry van TL, rail/intermodal

42 Dupre Logistics Strategic Capacity Services

Net Revenue: \$6.1 million
Gross Revenue: \$51.9 million
Types of Freight: Dry van TL, refrigerated TL, LTL, flatbed/heavy haul, rail/intermodal, bulk/tank

43 Rockfarm Logistics

Net Revenue: \$6 million
Gross Revenue: \$52 million
Types of Freight: Dry van TL, refrigerated TL, LTL, rail/intermodal, air/expedited, parcel

44 Norbert Dentressangle

Net Revenue: \$5.4 million
Gross Revenue: \$85.8 million
Types of Freight (Number of Loads or Shipments): Dry van TL (431,000), LTL (222,000), bulk/tank (17,250), refrigerated TL (8,700), flatbed/heavy haul (2,350), air/expedited (460), rail/intermodal (240), parcel (165,000)

Sources: Armstrong & Associates, Transport Topics and company reports.

In cooperation with: ARMSTRONG & ASSOCIATES, INC.



Top Dedicated Contract Carriers

1 J.B. Hunt Dedicated Contract Services Total Power Units: 6,425	9 Penske Logistics Total Power Units: 2,300	18 Commercial Warehousing Total Power Units: 1,000	24 Dupre Logistics Total Power Units: 550	34 Warehouse Services Total Power Units: 314
2 Ryder System Total Power Units: 4,538	10 U.S. Xpress Enterprises Total Power Units: 2,100	19 Universal Truckload Services Inc. Total Power Units: 900	27 TTS Total Power Units: 500	35 FedEx Corp. Total Power Units: 298
3 Swift Transportation Total Power Units: 4,461	11 C.R. England Total Power Units: 2,100	20 Black Horse Carriers Total Power Units: 898	28 AIM Integrated Logistics Total Power Units: 490	36 Redwood Logistics Total Power Units: 261
4 Cardinal Logistics Management Total Power Units: 4,139	12 Ceva Logistics Total Power Units: 1,500	21 Cowan Systems Total Power Units: 799	29 G&D Integrated Total Power Units: 468	37 Knight Transportation Total Power Units: 250
5 Werner Enterprises Total Power Units: 3,574	13 UPS Supply Chain Solutions Total Power Units: 1,382	22 Norbert Dentressangle Total Power Units: 575	30 Performance Team Total Power Units: 450	38 Midwest Express Group Total Power Units: 221
6 Ruan Total Power Units: 3,488	14 NFI Transportation Total Power Units: 1,205	23 Day & Ross Transportation Total Power Units: 555	31 Marten Transport Total Power Units: 417	39 Landair Dedicated Total Power Units: 220
7 Schneider Total Power Units: 3,050	15 Exel Total Power Units: 1,100	24 Lily Dedicated Logistics Total Power Units: 550	32 Crane Worldwide Logistics Total Power Units: 371	40 Saddle Creek Corp. Total Power Units: 156
8 Canada Cartage System Total Power Units: 2,431	16 Averitt Express Total Power Units: 1,075	24 CRST Dedicated Total Power Units: 550	33 Interstate Distributor Co. Total Power Units: 352	41 Kenco Total Power Units: 150
	17 Estenson Logistics Total Power Units: 1,014			41 Syfan Logistics Total Power Units: 150

Sources: Armstrong & Associates and company reports.

TRANSPORT TOPICS' Top 50 Logistics Companies is sponsored online by



In cooperation with:





Top Warehousing Firms

1 Exel Total Space: 115 million sq. ft. Number of Warehouses: 417	11 Neovia Logistics Total Space: 24 million sq. ft. Number of Warehouses: 100	21 WSI Inc. Total Space: 14 million sq. ft. Number of Warehouses: 45	31 Matson Logistics Total Space: 6.1 million sq. ft. Number of Warehouses: 16	41 Yusen Logistics Total Space: 3 million sq. ft. Number of Warehouses: 34
2 Americold Total Space: 43.3 million sq. ft. Number of Warehouses: 175	12 Lineage Logistics Total Space: 22.2 million sq. ft. Number of Warehouses: 111	22 XPO Logistics Total Space: 12.7 million sq. ft. Number of Warehouses: 106	32 Schneider Total Space: 6 million sq. ft. Number of Warehouses: 12	41 D&S Distribution Total Space: 3 million sq. ft. Number of Warehouses: 20
2 Norbert Dentressangle Total Space: 43.3 million sq. ft. Number of Warehouses: 146	13 NFI Total Space: 22 million sq. ft. Number of Warehouses: 74	23 APL Logistics Total Space: 10.7 million sq. ft. Number of Warehouses: 35	32 WOW Logistics Total Space: 6 million sq. ft. Number of Warehouses: 20	43 Pilot Freight Services Total Space: 2.8 million sq. ft. Number of Warehouses: 70
4 FedEx Corp. Total Space: 43 million sq. ft. Number of Warehouses: 170	13 DSC Logistics Total Space: 22 million sq. ft. Number of Warehouses: 49	24 Ceva Logistics Total Space: 9 million sq. ft. Number of Warehouses: 164	34 Syncreon Inc. Total Space: 5.5 million sq. ft. Number of Warehouses: 47	44 Burris Logistics Total Space: 2.6 million sq. ft. Number of Warehouses: 14
5 OHL Total Space: 36 million sq. ft. Number of Warehouses: 120	15 Menlo Logistics Total Space: 20 million sq. ft. Number of Warehouses: 160	25 Preferred Freezer Services Total Space: 8.7 million sq. ft. Number of Warehouses: 33	35 United Facilities Inc. Total Space: 5 million sq. ft. Number of Warehouses: 9	45 Barrett Distribution Total Space: 2.1 million sq. ft. Number of Warehouses: 14
6 Ryder Supply Chain Solutions Total Space: 35 million sq. ft. Number of Warehouses: 233	16 Penske Logistics Total Space: 19.1 million sq. ft. Number of Warehouses: 69	26 Technicolor Global Logistics Total Space: 8 million sq. ft. Number of Warehouses: 21	35 Landair Transport Total Space: 5 million sq. ft. Number of Warehouses: 12	46 Amware Logistics Services Total Space: 2 million sq. ft. Number of Warehouses: 10
7 UPS Supply Chain Solutions Total Space: 32.8 million sq. ft. Number of Warehouses: 535	17 Saddle Creek Corp. Total Space: 15.7 million sq. ft. Number of Warehouses: 59	26 Kane is Able Total Space: 8 million sq. ft. Number of Warehouses: 25	37 Universal Truckload Services Total Space: 4.5 million sq. ft. Number of Warehouses: 45	46 Evans Distribution Systems Total Space: 2 million sq. ft. Number of Warehouses: 11
8 Kenco Total Space: 30 million sq. ft. Number of Warehouses: 85	18 Kuehne + Nagel Inc. Total Space: 15.1 million sq. ft. Number of Warehouses: 75	28 United States Cold Storage Total Space: 7.8 million sq. ft. Number of Warehouses: 35	37 Verst Group Logistics Total Space: 4.5 million sq. ft. Number of Warehouses: 19	48 A&R Logistics Total Space: 1.7 million sq. ft. Number of Warehouses: 10
9 DB Schenker USA Total Space: 27 million sq. ft. Number of Warehouses: 82	19 Warehouse Services Inc. Total Space: 15 million sq. ft. Number of Warehouses: 28	29 Performance Team Total Space: 7 million sq. ft. Number of Warehouses: 24	39 VersaCold Logistics Services Total Space: 4.4 million sq. ft. Number of Warehouses: 33	49 Fidelitone Logistics Total Space: 1.4 million sq. ft. Number of Warehouses: 37
10 UTi Worldwide Total Space: 26 million sq. ft. Number of Warehouses: 230	20 Ingram Micro Logistics Total Space: 14.6 million sq. ft. Number of Warehouses: 130	30 Legacy Supply Chain Services Total Space: 6.5 million sq. ft. Number of Warehouses: 42	40 Weber Logistics Total Space: 3.1 million sq. ft. Number of Warehouses: 12	50 Hellmann Worldwide Logistics Total Space: 1.3 million sq. ft. Number of Warehouses: 37

Sources: Armstrong & Associates and company reports.

TRANSPORT TOPICS' Top 50 Logistics Companies is sponsored online by



In cooperation with:





Top Ocean Freight Forwarders

1 Kuehne + Nagel Inc. Ocean Containers: 3.6 million Headquarters: Switzerland	11 Nippon Express Ocean Containers: 776,576 Headquarters: Japan	21 Agility Logistics Ocean Containers: 513,500 Headquarters: Kuwait	31 Zhejiang Jiulong International Logistics Co. Ocean Containers: 250,000 Headquarters: China	40 Long Sail International Logistics Ocean Containers: 150,000 Headquarters: China
2 DHL Supply Chain & Global Forwarding Ocean Containers: 2.8 million Headquarters: Germany	12 Kerry Logistics Ocean Containers: 774,000 Headquarters: Hong Kong	22 China Resources Logistics (Group) Ltd. Ocean Containers: 500,000 Headquarters: Hong Kong	32 Hitachi Transport System Ocean Containers: 249,000 Headquarters: Japan	40 MIQ Logistics Ocean Containers: 150,000 Headquarters: United States
3 Sinotrans Limited Ocean Containers: 2.6 million Headquarters: China	13 DSV Air & Sea Ocean Containers: 772,142 Headquarters: Denmark	22 Mallory Alexander International Logistics Ocean Containers: 513,500 Headquarters: United States	33 Sankyu Inc. Ocean Containers: 239,193 Headquarters: Japan	43 Dimerco Express Ocean Containers: 142,000 Headquarters: Taiwan
4 DB Schenker Logistics Ocean Containers: 1.9 million Headquarters: Germany	14 Ceva Logistics Ocean Containers: 730,750 Headquarters: The Netherlands	24 Toll Holdings Limited Ocean Containers: 494,493 Headquarters: Australia	34 Mainfreight Limited Ocean Containers: 230,320 Headquarters: New Zealand	44 Integrated Logistics Berhad Ocean Containers: 140,000 Headquarters: Malaysia
5 Pantos Logistics Ocean Containers: 1.8 million Headquarters: South Korea	15 UPS Supply Chain Solutions Ocean Containers: 600,000 Headquarters: United States	25 Kintetsu World Express Ocean Containers: 493,000 Headquarters: Japan	35 Hercules Logistics Ocean Containers: 210,000 Headquarters: India	45 Asia Shipping Transportes Internacionais Ocean Containers: 138,800 Headquarters: Brazil
6 Panalpina Inc. Ocean Containers: 1.5 million Headquarters: Switzerland	16 Orient Overseas Container Line Limited Ocean Containers: 580,000 Headquarters: Hong Kong	26 C.H. Robinson Worldwide Ocean Containers: 450,000 Headquarters: United States	36 Cargo Services Far East Limited Ocean Containers: 200,000 Headquarters: Hong Kong	46 APL Logistics Ocean Containers: 130,000 Headquarters: Singapore
7 Expeditors International of Washington Ocean Containers: 916,168 Headquarters: United States	17 Yusen Logistics Ocean Containers: 550,000 Headquarters: Japan	27 Geodis Ocean Containers: 420,000 Headquarters: France	37 Roadrunner Transportation Systems Ocean Containers: 178,000 Headquarters: United States	46 Honour Lane Shipping Ltd. Ocean Containers: 130,000 Headquarters: Hong Kong
8 Hellmann Worldwide Logistics Ocean Containers: 819,911 Headquarters: Germany	18 UTI Worldwide Ocean Containers: 547,000 Headquarters: British Virgin Islands	28 CJ Korea Express Ocean Containers: 300,182 Headquarters: South Korea	38 CWT Limited Ocean Containers: 170,000 Headquarters: Singapore	48 BDP International Ocean Containers: 124,500 Headquarters: United States
9 Damco International Ocean Containers: 791,535 Headquarters: Denmark	19 LF Logistics Ocean Containers: 540,000 Headquarters: Hong Kong	29 Chinatrans International Limited Ocean Containers: 300,000 Headquarters: China	39 Topocean Group Ocean Containers: 156,000 Headquarters: Hong Kong	49 NNR Global Logistics Ocean Containers: 120,137 Headquarters: United States
10 SDV/Bolloré Group Ocean Containers: 790,000 Headquarters: France	20 Logwin Logistics Ocean Containers: 530,000 Headquarters: Germany	29 Worldwide Logistics Group Ocean Containers: 300,000 Headquarters: China	40 De Well Group Ocean Containers: 150,000 Headquarters: United States	50 Jiangsu Uniwill Logistics Co. Ocean Containers: 120,000 Headquarters: China

Note: All containers are 20-foot equivalent units.
Sources: Armstrong & Associates, Company reports.

TRANSPORT TOPICS' Top 50 Logistics Companies is sponsored online by



In cooperation with: 



Top Airfreight Forwarders

- | | | | | |
|---|--|---|--|--|
| 1 DHL Supply Chain & Global Forwarding
Airfreight: 2.2 million metric tons
Headquarters: Germany | 11 Hellmann Worldwide Logistics
Airfreight: 507,361 metric tons
Headquarters: Germany | 2 Pilot Freight Services
Airfreight: 200,000 metric tons
Headquarters: United States | 32 CJ Korea Express Corp.
Airfreight: 63,804 metric tons
Headquarters: South Korea | 40 Mallory Alexander International Logistics
Airfreight: 30,000 metric tons
Headquarters: United States |
| 2 Kuehne + Nagel Inc.
Airfreight: 1.1 million metric tons
Headquarters: Switzerland | 12 Sinotrans Ltd.
Airfreight: 396,100 metric tons
Headquarters: China | 23 Crane Worldwide Logistics
Airfreight: 182,000 metric tons
Headquarters: United States | 33 BDP International
Airfreight: 55,000 metric tons
Headquarters: United States | 40 MIQ Logistics
Airfreight: 30,000 metric tons
Headquarters: United States |
| 2 DB Schenker Logistics
Airfreight: 1.1 million metric tons
Headquarters: Germany | 13 Agility Logistics
Airfreight: 372,700 metric tons
Headquarters: Kuwait | 24 Dimerco Express
Airfreight: 176,000 metric tons
Headquarters: Taiwan | 34 American Global Logistics
Airfreight: 50,000 metric tons
Headquarters: United States | 44 OHL
Airfreight: 28,432 metric tons
Headquarters: United States |
| 4 UPS Supply Chain Solutions
Airfreight: 1 million metric tons
Headquarters: United States | 14 UTI Worldwide
Airfreight: 368,000 metric tons
Headquarters: British Virgin Islands | 25 Logwin Logistics
Airfreight: 143,000 metric tons
Headquarters: Germany | 35 BEL International Logistics Ltd.
Airfreight: 50,000 metric tons
Headquarters: China | 45 TransGroup Worldwide Logistics
Airfreight: 22,140 metric tons
Headquarters: United States |
| 5 Kintetsu World Express
Airfreight: 924,000 metric tons
Headquarters: Japan | 15 Yusen Logistics
Airfreight: 310,000 metric tons
Headquarters: Japan | 26 C.H. Robinson Worldwide
Airfreight: 115,000 metric tons
Headquarters: United States | 36 OIA Global
Airfreight: 43,668 metric tons
Headquarters: United States | 46 Worldwide Logistics Group
Airfreight: 20,000 metric tons
Headquarters: China |
| 6 Panalpina Inc.
Airfreight: 825,100 metric tons
Headquarters: Switzerland | 16 Kerry Logistics
Airfreight: 278,000 metric tons
Headquarters: Hong Kong | 27 Toll Global Forwarding
Airfreight: 104,740 metric tons
Headquarters: Australia | 37 Scanwell Logistics
Airfreight: 40,000 metric tons
Headquarters: United States | 46 Zephyr Logistics
Airfreight: 20,000 metric tons
Headquarters: China |
| 7 Expeditors International of Washington
Airfreight: 764,376 metric tons
Headquarters: United States | 17 DSV Air & Sea
Airfreight: 259,365 metric tons
Headquarters: Denmark | 28 Beijing Harmony Shipping & Forwarding Agent Co.
Airfreight: 100,000 metric tons
Headquarters: China | 37 Shanghai Hengrong International Transportation
Airfreight: 40,000 metric tons
Headquarters: China | 48 Sankyu Inc.
Airfreight: 17,465 metric tons
Headquarters: Japan |
| 8 Nippon Express
Airfreight: 668,522 metric tons
Headquarters: Japan | 18 NNR Global Logistics
Airfreight: 252,068 metric tons
Headquarters: United States | 29 Mainfreight Ltd.
Airfreight: 73,367 metric tons
Headquarters: New Zealand | 39 Cargo Services Far East
Airfreight: 31,000 metric tons
Headquarters: China | 49 AIT Worldwide Logistics
Airfreight: 15,878 metric tons
Headquarters: United States |
| 9 SDV/Bolloré Group
Airfreight: 522,000 metric tons
Headquarters: France | 19 Damco International
Airfreight: 226,626 metric tons
Headquarters: Denmark | 30 Hitachi Transport System
Airfreight: 73,000 metric tons
Headquarters: Japan | 40 Air-City Co.
Airfreight: 30,000 metric tons
Headquarters: China | 50 BSSY Logistics
Airfreight: 15,000 metric tons
Headquarters: China |
| 10 Ceva Logistics
Airfreight: 513,000 metric tons
Headquarters: The Netherlands | 20 Pantos Logistics
Airfreight: 224,865 metric tons
Headquarters: South Korea | 31 Girag Air Cargo
Airfreight: 70,200 metric tons
Headquarters: Columbia | 40 ITG GmbH International Spedition & Logistik
Airfreight: 30,000 metric tons
Headquarters: Germany | |
| | 21 Geodis
Airfreight: 210,000 metric tons
Headquarters: France | | | |

Source: Armstrong & Associates.

TRANSPORT TOPICS' Top 50 Logistics Companies is sponsored online by



In cooperation with:

