

Transport Topics

TOP50

2017

THE RISE OF E-COMMERCE FULFILLMENT

PLUS:

BROKERS REACT
TO 'UBERIZATION'
OF FREIGHT

LOGISTICS COMPANIES



What drives the nation's leading provider of transportation and workforce solutions?
Higher standards.

There's a wide world of choices in driver recruitment. But when it comes to the things that truly matter, one name stands out. TransForce holds drivers to the highest standards of safety and professionalism, while holding our customer service team to equally high standards for responsiveness. Just a few reasons we're #1 in North America and the perfect partner when your company's destination is success.

1-800-308-6989 | [transforce.com](https://www.transforce.com)



XPO Logistics Surges to No. 1 With Aggressive Acquisition Strategy

By **Daniel P. Bearth**
Senior Features Writer

The logistics sector has a new leader. Only five years after serial investor Brad Jacobs launched an audacious plan to consolidate what he saw as a fragmented, inefficient industry, he has reached the summit, with XPO Logistics staking its claim as the largest third-party logistics company in North America. And it wasn't even close.

With net revenue topping \$4.7 billion in 2016, XPO Logistics easily moved past last year's top-ranked company in the TRANSPORT TOPICS Logistics 50, UPS Supply Chain Solutions, which falls to No. 3. XPO also put more than a little distance between itself and No. 2, J.B. Hunt Transport Services.

Beginning with the purchase of a small U.S.-based publicly traded freight forwarder in 2011, Jacobs used a combination of borrowed funds and money from investors to complete more than two dozen targeted acquisitions. In 2013, he picked up 3PD Inc. to establish a pre-eminent position in the nascent business of final-mile delivery. After that came New Breed Logistics and Norbert Dentressangle S.A. to add warehousing and distribution capabilities in the United States and Europe. Jacobs capped off his buying spree with the purchase of Conway Inc., the parent of Menlo Logistics and less-than-truckload carrier Con-way Freight, in late 2015. All of these companies previously were ranked in the Logistics 50.

While those acquisitions provided the fuel for XPO's rapid ascent from No. 45 in 2014 to No. 12 in 2015 to No. 2 in 2016, that combination of top-flight logistics service providers also proved to be more than the sum of its parts. That's because being the largest wasn't Jacobs' sole objective. He also wanted to create a company that did business differently, providing a high-tech platform for shippers to access a wide range of logistics services.

XPO's rise to the top isn't the only interesting change in this

year's Logistics 50 list.

Radial, a company making its debut at No. 23, represents a new kind of logistics company whose existence is tied to the rapid growth of e-commerce.

Joining Radial on the Logistics 50 is Ingram Micro Commerce & Fulfillment Solutions (No. 34), a subsidiary of electronics distributor Ingram Micro Inc. Both companies specialize in processing orders for goods purchased online, a market that is both driven by and challenged by the presence of Amazon.com.

Other companies making their first appearance on the list this year include:

- Syncreon Holdings (No. 20), a company based in Auburn Hills, Michigan, that provides contract logistics services.
- Black Horse Carriers (No. 37), of Carol Stream, Illinois, a dedicated contract carrier specializing in food and beverage and automotive parts.

Logistics companies provide a broad range of services, including most prominently freight brokerage, warehousing, dedicated contract carriage and air and ocean freight forwarding.

Companies are ranked on the basis of net revenue, which is total revenue minus the cost of purchased transportation. Net revenue, which sometimes is called gross margin, represents the money available to operate the business and, as such, is the best way to measure a firm's overall size and capabilities.

The difference between net and gross revenue is most pronounced for firms involved in freight brokerage and forwarding because actual transportation is provided by other entities. For companies that provide warehousing and dedicated contract carriage using their own assets, there is no difference between net and gross revenue.

Warehousing firms are ranked on the basis of total square feet of space in North America. Dedicated contract carriers are ranked on the number of power units provided for the exclusive use of shippers. Airfreight forwarders are ranked by total metric tons, and ocean freight forwarders are ranked on container shipments measured in 20-foot equivalent units, or TEUs.

ABOUT THE TOP 50 LIST

The 2017 Top 50 Logistics Companies list is a joint project of TRANSPORT TOPICS and Armstrong & Associates Inc.

Logistics is defined as the procurement of transportation for shippers and includes services such as freight brokerage, air and ocean freight forwarding, warehousing and distribution and dedicated contract carriage.


Companies are ranked on the basis of actual or estimated net revenue and include a description of services, names of top executives, key customers and industry expertise.

Senior Features Writer Daniel P. Bearth coordinated the project and was assisted by Brandon Green.

Armstrong & Associates, a leading third-party logistics market research firm, provided revenue estimates and additional data used to rank companies in each of five logistics sectors.

Firms wishing to participate in the 2018 Top 50 list can contact TRANSPORT TOPICS at tteditor@ttnews.com.



Rank 2017	Rank 2016	Company	Net Revenue (in millions)	% Change	Gross Revenue (in millions)	% Change	Employees	Industry Expertise/Key Customers	Description of Services
1	2	XPO Logistics Inc. Greenwich, Conn. (NYSE: XPO)  Bradley Jacobs, Chairman and CEO www.xpo.com	\$4,741 \$2,841 ^e	66.9	\$8,638 \$5,536 ^e	56	NA NA	Aerospace and defense, automotive, building products, chemicals, consumer packaged goods, computers and electronics, durable goods, industrial and manufacturing, fashion and apparel, food and beverage, forest and paper products, government, health care, office equipment, oil and gas, publishing, retail, rubber and plastic products, telecommunications Customers include: ASOS, Danone, Marks & Spencer, Perdue, Sears, Siemens Healthcare, Verizon	Air and ocean freight forwarding, custom brokerage, dedicated contract carriage, freight brokerage, intermodal and drayage, inventory management and packaging, order fulfillment, returned goods management, supply chain consulting, transportation management, warehousing and distribution
2	3	J.B. Hunt Transport Services Lowell, Ark. (Nasdaq: JBHT)  John Roberts, President and CEO www.jbhunt.com	\$2,794 ^e \$2,660 ^e	5	\$6,181 ^e \$5,816 ^e	6.3	22,172 NA	Aerospace and defense, automotive, building products, chemicals, consumer packaged goods, computers and electronics, durable goods, industrial and manufacturing, fashion and apparel, food and beverage, forest and paper products, government, health care, office equipment, oil and gas, publishing, retail, rubber and plastic products, telecommunications Customers include: Goodyear, Mondelez Global, Costco, United Natural Foods, Home Depot, General Mills	Dedicated contract carriage, freight brokerage, intermodal and drayage, supply chain consulting, transportation management
3	1	UPS Supply Chain Solutions Atlanta (UPS Inc.)  David Abney, CEO www.ups.com	\$2,640 ^e \$3,108 ^e	-15.1	\$6,793 ^e \$5,900	15.1	16,564 12,700	Aerospace and defense, automotive, consumer packaged goods, computers and electronics, durable goods, industrial and manufacturing, fashion and apparel, government, health care, retail, telecommunications Customers include: NA	Air and ocean freight forwarding, custom brokerage, dedicated contract carriage, freight brokerage, inventory management and packaging, order fulfillment, returned goods management, supply chain consulting, transportation management, warehousing and distribution
4	7	DHL Supply Chain Westerville, Ohio (Deutsche Post DHL, Bonn, Germany)  Scott Sureddin, CEO, North America www.exel.com	\$2,310 ^e \$1,815	27.3	\$4,200 ^e \$3,300	NA	NA NA	Automotive, chemicals, consumer packaged goods, computers and electronics, durable goods, industrial and manufacturing, food and beverage, health care, retail Customers include: 7-Eleven, Bayer, Bristol Myers Squibb, Chrysler, Coty, Energizer, Ford Motor Co., General Electric, Hershey, International Paper, PepsiCo, The Home Depot, Novartis, Volkswagen, Zimmer	Order fulfillment, supply chain consulting, transportation management, warehousing and distribution
5	4	C.H. Robinson Worldwide Eden Prairie, Minn. (Nasdaq: CHRW)  John Wiehoff, Chairman and CEO www.chrobinson.com/en/us/	\$2,278 \$2,268	0.4	\$13,144 \$13,476	-2.5	14,000 13,159	Aerospace and defense, automotive, building products, chemicals, consumer packaged goods, computers and electronics, durable goods, industrial and manufacturing, fashion and apparel, food and beverage, forest and paper products, government, health care, office equipment, oil and gas, publishing, retail, rubber and plastic products, telecommunications Customers include: Microsoft, Wal-Mart Stores, Lowe's, HSNi, Sunny Delight, Evergreen Packaging, Tesco, Coca-Cola, Ocean Spray, Newell Brands	Air and ocean freight forwarding, custom brokerage, dedicated contract carriage, freight brokerage, intermodal and drayage, inventory management and packaging, returned goods management, supply chain consulting, transportation management, warehousing and distribution

e = estimate

NA = Not Applicable or Not Available








2015 numbers printed in blue

TRANSPORT TOPICS' **Top 50 Logistics Companies** is sponsored online by **TransForce**



In cooperation with:  **ARMSTRONG & ASSOCIATES, INC.**

Driven By Higher Standards

Rank 2017	Rank 2016	Company	Net Revenue (in millions)	% Change	Gross Revenue (in millions)	% Change	Employees	Industry Expertise/Key Customers	Description of Services
6 	5	Expeditors International of Washington Seattle (Nasdaq: EXPD) Jeffrey Musser, President and CEO www.expeditors.com	\$2,164 \$2,188	-1.1	\$6,098 \$6,617	-7.8	14,600 15,397	Aerospace and defense, automotive, computers and electronics, fashion and apparel, food and beverage, health care, oil and gas, retail Customers include: NA	Air and ocean freight forwarding, cross-border services, custom brokerage, order fulfillment, returned goods management, transportation management, warehousing and distribution
7 	6	Ryder Supply Chain Solutions Miami (Ryder System) Robert Sanchez, Chairman and CEO www.ryder.com	\$2,126 \$1,925 ^e	10.4	\$2,659 \$2,443 ^e	8.8	NA NA	Aerospace and defense, automotive, building products, consumer packaged goods, computers and electronics, durable goods, industrial and manufacturing, food and beverage, forest and paper products, health care, office equipment, oil and gas, publishing, retail, telecommunications Customers include: NA	Dedicated contract carriage, freight brokerage, inventory management and packaging, order fulfillment, returned goods management, supply chain consulting, transportation management, warehousing and distribution
8 	10	Americold Logistics Atlanta Fred Boehler, President and COO www.americold.com	\$1,555 ^e \$1,555 ^e	NA	NA NA	NA	NA NA	Consumer packaged goods, food and beverage Customers include: NA	Inventory management and packaging, order fulfillment, returned goods management, supply chain consulting, transportation management, warehousing and distribution
9 	8	FedEx Corp. Memphis, Tenn. (NYSE: FDX) Craig Simon, CEO FedEx SupplyChain James Muhs Sr., CEO, FedEx Trade Networks www.fedex.com	\$1,495 ^e \$1,625 ^e	-8	\$2,916 ^e \$3,178 ^e	-8.2	NA NA	Automotive, computers and electronics, health care, retail Customers include: NA	Air and ocean freight forwarding, custom brokerage, order fulfillment, returned goods management, transportation management, warehousing and distribution
10 	9	Ceva Logistics Houston (Ceva Group PLC, Hoofddorp, Netherlands) Xavier Urbain, CEO www.cevalogistics.com	\$1,490 ^e \$1,570 ^e	-5.1	\$2,320 ^e \$2,452	-5.4	NA NA	Automotive, consumer packaged goods, computers and electronics, industrial and manufacturing, health care, retail Customers include: NA	Air and ocean freight forwarding, custom brokerage, freight brokerage, order fulfillment, returned goods management, supply chain consulting, transportation management, warehousing and distribution
11 	13	Kuehne + Nagel Inc. Jersey City, N.J. (Kuehne + Nagel International AG) Bob Mihok, President, North America www.kn-portal.com	\$1,263 \$1,197	5.5	\$4,909 \$5,230	-6.1	NA NA	Aerospace and defense, automotive, consumer packaged goods, computers and electronics, industrial and manufacturing, food and beverage, forest and paper products, health care, oil and gas, retail Customers include: NA	Air and ocean freight forwarding, custom brokerage, freight brokerage, supply chain consulting, transportation management, warehousing and distribution
12 	14	Penske Logistics Reading, Pa. (Penske Truck Leasing Co.) Marc Althen, President www.penskelogistics.com	\$1,200 ^e \$1,150 ^e	4.3	\$1,500 \$1,430 ^e	4.9	14,180 13,750	Automotive, building products, chemicals, consumer packaged goods, computers and electronics, durable goods, industrial and manufacturing, food and beverage, health care, retail Customers include: BMW, Ford Motor Co., Kroger, Whirlpool, Nissan, PPG, Toyota, Adient	Dedicated contract carriage, freight brokerage, supply chain consulting, transportation management, warehousing and distribution

e = estimate

NA = Not Applicable or Not Available

2015 numbers printed in blue

TRANSPORT TOPICS' **Top 50 Logistics Companies** is sponsored online by  **TransForce**
Driven By Higher Standards

In cooperation with:  **ARMSTRONG & ASSOCIATES, INC.**







Rank 2017	Rank 2016	Company	Net Revenue (in millions)	% Change	Gross Revenue (in millions)	% Change	Employees	Industry Expertise/Key Customers	Description of Services
12	22	Geodis Brentwood, Tenn. (Geodis, Paris) <i>Randy Tucker, Contract Logistics USA CEO</i> www.geodis.com	\$1,200 \$732 ^e	63.9	\$2,200 \$1,470	49.7	10,141 8,000	Automotive, chemicals, consumer packaged goods, durable goods, industrial and manufacturing, fashion and apparel, food and beverage, health care, publishing, retail Customers include: Apple, Nutrisystem, Red Bull, Starbucks, H&M	Air and ocean freight forwarding, custom brokerage, intermodal and drayage, order fulfillment, returned goods management, transportation management, warehousing and distribution
14	15	NFI Cherry Hill, N.J. Sidney Brown, CEO Ike Brown, President and Vice Chairman Jeff Brown, President and Vice Chairman www.nfiindustries.com	\$1,100 \$1,130	-2.7	\$1,250 \$1,200	4.2	8,300 8,101	Aerospace and defense, automotive, chemicals, consumer packaged goods, computers and electronics, durable goods, industrial and manufacturing, fashion and apparel, food and beverage, forest and paper products, government, office equipment, retail Customers include: NA	Air and ocean freight forwarding, custom brokerage, dedicated contract carriage, freight brokerage, intermodal and drayage, inventory management and packaging, order fulfillment, supply chain consulting, transportation management, warehousing and distribution
15	16	Swift Transportation Phoenix (NYSE: SWFT) Donna Vaughn, Vice President of Logistics Systems www.swifttrans.com	\$1,073 ^e \$1,065 ^e	0.8	\$1,431 ^e \$1,418 ^e	0.9	NA 120	Automotive, building products, consumer packaged goods, durable goods, industrial and manufacturing, fashion and apparel, food and beverage, forest and paper products, health care, office equipment, retail, rubber and plastic products, telecommunications Customers include: Chrysler, The Home Depot, Wal-Mart Stores	Custom brokerage, freight brokerage, transportation management, warehousing and distribution
16	12	Schneider Green Bay, Wis. Chris Lofgren, President and CEO www.schneider.com	\$1,000 ^e \$1,275 ^e	-21.6	\$2,125 ^e \$3,480 ^e	-38.9	NA NA	Automotive, building products, chemicals, consumer packaged goods, computers and electronics, durable goods, industrial and manufacturing, fashion and apparel, food and beverage, forest and paper products, health care, office equipment, oil and gas, publishing, retail, rubber and plastic products Customers include: NA	Dedicated contract carriage, freight brokerage, intermodal and drayage, inventory management and packaging, order fulfillment, returned goods management, supply chain consulting, transportation management, warehousing and distribution
16	24	APL Logistics Scottsdale, Ariz. (Kintetsu World Express, Tokyo) William Villalon, President www.aplogistics.com	\$1,000 ^e \$660 ^e	51.5	\$1,700 ^e \$1,030	65	7,600 6,000	Automotive, consumer packaged goods, industrial and manufacturing, retail Customers include: AAFES, Asics, Dow Corning, Procter & Gamble, Kellogg, General Motors Co., Dupont, Wal-Mart Stores, Samsung, Netgear, Target, Barilla Pasta	Air and ocean freight forwarding, custom brokerage, dedicated contract carriage, freight brokerage, intermodal and drayage, inventory management and packaging, order fulfillment, returned goods management, supply chain consulting, transportation management, warehousing and distribution

e = estimate

NA = Not Applicable or Not Available






2015 numbers printed in blue



Rank 2017	Rank 2016	Company	Net Revenue (in millions)	% Change	Gross Revenue (in millions)	% Change	Employees	Industry Expertise/Key Customers	Description of Services
18	17	DB Schenker USA Freeport, N.Y.  (Deutsche Bahn AG, Essen Germany) <i>Robert Walpole, CEO</i> www.dbschenkerusa.com	\$940 ^e \$898	4.7	\$2,580 ^e \$2,687	-4	NA NA	Aerospace and defense, automotive, chemicals, computers and electronics, industrial and manufacturing, food and beverage, health care, retail Customers include: Cisco, Procter & Gamble, Volkswagen Group	Air and ocean freight forwarding, custom brokerage, order fulfillment, transportation management, warehousing and distribution
19	23	Cardinal Logistics Holdings Concord, N.C.  (Centerbridge Partners) Tom White, Executive Chairman www.cardlog.com	\$935 \$969	-3.5	\$1,006 NA	NA	4,733 NA	Automotive, food and beverage, retail Customers include: NA	Dedicated contract carriage, supply chain consulting, transportation management, warehousing and distribution
20	21	Lineage Logistics Irvine, Calif.  Greg Lehmkuhl, President and CEO lineagelogistics.com	\$900 \$800	12.5	NA NA	NA	NA NA	Industrial and manufacturing, food and beverage Customers include: NA	Custom brokerage, dedicated contract carriage, inventory management and packaging, supply chain consulting, warehousing and distribution
20	Not Ranked	Syncreon Holdings Auburn Hills, Mich.  Brian Enright, CEO www.syncreon.com	\$900 ^e NA	NA	NA NA	NA	NA NA	Automotive, computers and electronics, telecommunications Customers include: Agilent, BMW, Canon, Dell, Diebold Nixdorf, FCA, Ford Motor Co., IBM, Jaguar Land Rover, Lexmark, NCR, Samsung, Toshiba, Verizon, Xerox	Inventory management and packaging, order fulfillment, returned goods management, transportation management, warehousing and distribution
22	19	Werner Global Logistics Omaha, Neb.  (Werner Enterprises) Derek Leathers, President and COO www.werner.com	\$810 \$826	-1.9	\$1,156 \$1,052	9.9	5,142 4,933	Automotive, building products, consumer packaged goods, computers and electronics, durable goods, industrial and manufacturing, fashion and apparel, food and beverage, forest and paper products, office equipment, oil and gas, publishing, retail, rubber and plastic products, telecommunications Customers include: Dollar General, Dollar Tree, The Home Depot, Procter & Gamble, Wal-Mart Stores	Air and ocean freight forwarding, custom brokerage, dedicated contract carriage, freight brokerage, intermodal and drayage, inventory management and packaging, order fulfillment, returned goods management, supply chain consulting, transportation management, warehousing and distribution
23	Not Ranked	Radial King of Prussia, Pa.  (Sterling Partners) Dan Brutto, Chairman Matthew Espe, CEO www.radial.com	\$800 ^e NA	NA	NA NA	NA	NA NA	Automotive, building products, consumer packaged goods, computers and electronics, durable goods, fashion and apparel, food and beverage, forest and paper products, office equipment, publishing, retail, rubber and plastic products, telecommunications Customers include: Ace Hardware, Adidas, Bath&Body Works, Club Monaco, Dick's Sporting Goods, Dockers, DSW, GameStop, Guess, Kenneth Cole, NASCAR, NBA, NFL, PBS, Sony, Speedo, Timberland, Walgreens, Zales	Inventory management and packaging, order fulfillment, returned goods management, supply chain consulting, transportation management, warehousing and distribution







e = estimate

NA = Not Applicable or Not Available
2015 numbers printed in blue

Rank 2017	Rank 2016	Company	Net Revenue (in millions)	% Change	Gross Revenue (in millions)	% Change	Employees	Industry Expertise/Key Customers	Description of Services
24 	18	Neovia Logistics Irvine, Texas (Rhone Capital) Pat Olney, CEO www.neovialogistics.com	\$763 \$860	-11.3	NA NA	NA NA	NA NA	Aerospace and defense, automotive, chemicals, computers and electronics, durable goods, industrial and manufacturing, oil and gas, retail Customers include: NA	Order fulfillment, returned goods management, supply chain consulting, transportation management, warehousing and distribution
25 	20	Ruan Des Moines, Iowa John Ruan III, Chairman www.ruan.com	\$750 ^e \$816	-8.1	\$796 \$869	-8.4	5,546 5,558	Aerospace and defense, automotive, building products, chemicals, consumer packaged goods, durable goods, industrial and manufacturing, food and beverage, forest and paper products, office equipment, retail, rubber and plastic products Customers include: Johnson Controls, Target, Kroger, Whole Foods, California Dairies Inc., HNI Corp., Bobcat, O'Neal Steel, Marmon Keystone, Airgas, Flowers Food, Praxair, Linde, C&S Wholesale Grocers, Ecolab, Safelite AutoGlass	Dedicated contract carriage, freight brokerage, intermodal and drayage, inventory management and packaging, order fulfillment, returned goods management, supply chain consulting, transportation management, warehousing and distribution
26 	25	Kenco Group Chattanooga, Tenn. Jane Kennedy Greene, CEO www.kencogroup.com	\$571 \$535	6.7	\$626 \$582	7.6	5,000 3,800	Automotive, building products, consumer packaged goods, computers and electronics, durable goods, industrial and manufacturing, fashion and apparel, food and beverage, forest and paper products, health care, office equipment, publishing, retail, rubber and plastic products Customers include: Mead-Johnson Nutrition, Whirlpool, DuPont, Stryker, whirlpool, Komatsu	Air and ocean freight forwarding, custom brokerage, dedicated contract carriage, freight brokerage, intermodal and drayage, inventory management and packaging, order fulfillment, returned goods management, supply chain consulting, transportation management, warehousing and distribution
27 	27	Total Quality Logistics Cincinnati Ken Oaks, CEO www.tql.com	\$465 \$446	4.3	\$2,321 \$2,240	3.6	4,200 3,791	Aerospace and defense, automotive, building products, chemicals, consumer packaged goods, computers and electronics, durable goods, industrial and manufacturing, fashion and apparel, food and beverage, forest and paper products, government, health care, office equipment, oil and gas, publishing, retail, rubber and plastic products, telecommunications Customers include: NA	Custom brokerage, freight brokerage, intermodal and drayage, supply chain consulting
28 	29	Hub Group Downers Grove, Ill. (Nasdaq: HUBG) David Yeager, Chairman and CEO www.hubgroup.com	\$455 \$413	10.2	\$3,573 \$3,526	1.3	2,713 2,633	Automotive, building products, chemicals, consumer packaged goods, computers and electronics, durable goods, fashion and apparel, food and beverage, forest and paper products, government, office equipment, retail, rubber and plastic products Customers include: NA	Custom brokerage, freight brokerage, intermodal and drayage, supply chain consulting, transportation management

e = estimate

NA = Not Applicable or Not Available
2015 numbers printed in blue

Rank 2017	Rank 2016	Company	Net Revenue (in millions)	% Change	Gross Revenue (in millions)	% Change	Employees	Industry Expertise/Key Customers	Description of Services
29 	32	U.S. Xpress Inc. Chattanooga, Tenn. Max Fuller, Chairman Eric Fuller, CEO www.usxpress.com	\$453 \$351	29.1	\$604 \$508	18.9	422 NA	Automotive, building products, consumer packaged goods, computers and electronics, durable goods, industrial and manufacturing, fashion and apparel, food and beverage, publishing, retail, telecommunications Customers include: Walmart, Amazon, Procter & Gamble	Cross-border services, dedicated contract carriage, freight brokerage, intermodal and drayage, transportation management, warehousing and distribution
30 	31	Saddle Creek Logistics Services Lakeland, Fla. Clifford Otto, CEO www.sclogistics.com	\$451 \$390	15.6	NA NA	NA	2,900 2,587	Automotive, consumer packaged goods, computers and electronics, fashion and apparel, food and beverage, forest and paper products, health care, office equipment, retail Customers include: Sam's Club, Altria, Pepsi Cola North America, E&G Gallo, Brother International, Lowe's, Procter & Gamble	Custom brokerage, dedicated contract carriage, freight brokerage, intermodal and drayage, inventory management and packaging, order fulfillment, returned goods management, supply chain consulting, transportation management, warehousing and distribution
31 	11	DSV Americas Clark, N.J. (DSV Air & Sea Holding A/S, Copenhagen, Denmark) Niels Larsen, President, DSV-USA www.us.dsv.com	\$420 ^e \$1,330 ^e	-68.4	\$1,798 \$3,696 ^e	-51.4	7,100 NA	Automotive, consumer packaged goods, computers and electronics, industrial and manufacturing, health care Customers include: NA	Air and ocean freight forwarding, custom brokerage, inventory management and packaging, order fulfillment, returned goods management, supply chain consulting, transportation management, warehousing and distribution
32 	30	DSC Logistics Des Plaines, Ill. Ann Drake, CEO www.dsclogistics.com	\$415 ^e \$405	2.5	NA NA	NA	NA NA	Consumer packaged goods, computers and electronics, industrial and manufacturing, food and beverage, health care, publishing Customers include: Cardinal Health, Dow Brands, Kellogg Co., Kimberly-Clark, Lorillard, MeadWestvaco, Nabisco, Playtex, Segal, Starbucks, Sysco, Toys "R" Us, Whirlpool, Yamaha	Order fulfillment, supply chain consulting, transportation management, warehousing and distribution
33 	26	Panalpina Inc. Morristown, N.J. (Panalpina Group, Basel, Switzerland) Stefan Karlen, President and CEO www.panalpina.com	\$398 ^e \$459	-13.3	\$2,411 ^e \$2,784	-13.4	NA NA	Automotive, chemicals, consumer packaged goods, computers and electronics, industrial and manufacturing, fashion and apparel, health care, retail, telecommunications Customers include: NA	Air and ocean freight forwarding, order fulfillment, returned goods management, supply chain consulting, transportation management, warehousing and distribution
34 	Not Ranked	Ingram Micro Commerce & Fulfillment Solutions Irvine, Calif. (Ingram Micro Inc.) Ken Beyer, Executive Vice President, Commerce & Fulfillment Solutions www.ingrammicrocommerce.com	\$380 ^e NA	NA	\$500 NA	NA	1,989 NA	Consumer packaged goods, computers and electronics, fashion and apparel, retail, health and beauty, toys and games Customers include: Sphero, Google, Sonos, The Grommet, Peloton, Mattel	Order fulfillment, inventory management and packaging, returned goods management, transportation management, warehousing and distribution, freight payment and auditing

e = estimate







NA = Not Applicable or Not Available
2015 numbers printed in blue

TRANSPORT TOPICS' **Top 50 Logistics Companies** is sponsored online by **TransForce**










In cooperation with:  **ARMSTRONG & ASSOCIATES, INC.**

Driven By Higher Standards

Rank 2017	Rank 2016	Company	Net Revenue (in millions)	% Change	Gross Revenue (in millions)	% Change	Employees	Industry Expertise/Key Customers	Description of Services
 35	Not Ranked	TransGroup Global Logistics Seattle Ron Lee, President North America www.transgroup.com	\$360 ^e NA	NA	\$800 NA	NA	1,400 NA	Aerospace and defense, automotive, building products, chemicals, consumer packaged goods, computers and electronics, durable goods, industrial and manufacturing, fashion and apparel, food and beverage, forest and paper products, government, health care, office equipment, oil and gas, publishing, retail, rubber and plastic products Customers include: NA	Air and ocean freight forwarding, custom brokerage, dedicated contract carriage, freight brokerage, intermodal and drayage, inventory management and packaging, order fulfillment, returned goods management, warehousing and distribution
 36	28	Universal Logistics Holdings Inc. Warren, Mich. Jeff Rogers, CEO www.goutsi.com	\$355 ^e \$444	-20	\$444 ^e NA	NA	NA NA	Aerospace and defense, automotive, consumer packaged goods, industrial and manufacturing, government, oil and gas, retail Customers include: Cummins, General Motors, Nissan, General Electric, Wal-Mart Stores, Volvo, Case New Holland, Polaris Industries, Boeing	Air and ocean freight forwarding, custom brokerage, dedicated contract carriage, freight brokerage, intermodal and drayage, inventory management and packaging, order fulfillment, returned goods management, supply chain consulting, transportation management, warehousing and distribution
 37	Not Ranked	Black Horse Carriers Inc. Carol Stream, Ill. Kenneth Landego, President and CEO www.blackhorsecarriers.com	\$338 NA	NA	NA NA	NA	2,625 NA	Automotive, consumer packaged goods, industrial and manufacturing, fashion and apparel, food and beverage, forest and paper products, health care, office equipment, retail	Dedicated contract carriage
 38	37	Performance Team El Segundo, Calif. Craig Kaplan, CEO Cliff Katab, President www.performanceteam.net	\$322 ^e \$278	15.8	\$323 \$279	15.8	4,000 4,300	Automotive, consumer packaged goods, computers and electronics, fashion and apparel, food and beverage, retail, rubber and plastic products Customers include: TOMS Shoes, Nike, Kenneth Cole, TJX, Ross Stores	Dedicated contract carriage, intermodal and drayage, inventory management and packaging, order fulfillment, returned goods management, supply chain consulting, transportation management, warehousing and distribution
 39	35	Echo Global Logistics Chicago (Nasdaq: ECHO) Douglas Waggoner, Chairman and CEO www.echo.com	\$319 \$290	10	\$1,716 \$1,512	13.5	2,350 2,335	Aerospace and defense, automotive, building products, chemicals, consumer packaged goods, computers and electronics, durable goods, industrial and manufacturing, fashion and apparel, food and beverage, forest and paper products, health care, office equipment, oil and gas, publishing, retail, rubber and plastic products Customers include: Daktronics, Samuel Strapping, Culligan, Greenheck, Berry Plastics, Chico's FAS	Air and ocean freight forwarding, freight brokerage, intermodal and drayage, returned goods management, supply chain consulting, transportation management
 40	33	BDP International Philadelphia Richard Bolte Jr., Chairman and CEO www.bdpinternational.com	\$312 \$302	3.3	\$1,090 \$1,300	-16.2	NA NA	Chemicals, consumer packaged goods, health care, oil and gas, retail Customers include: NA	Air and ocean freight forwarding, custom brokerage, order fulfillment, supply chain consulting, transportation management, warehousing and distribution

e = estimate

NA = Not Applicable or Not Available
2015 numbers printed in blue

Rank 2017	Rank 2016	Company	Net Revenue (in millions)	% Change	Gross Revenue (in millions)	% Change	Employees	Industry Expertise/Key Customers	Description of Services
41 	46	Worldwide Express Global Logistics¹ Dallas (Ridgmont Equity Partners) David Kiger, Founder and Chairman www.wwex.com	\$298 ^e \$200 ^e	49.0	\$1,235 \$750	64.7	NA NA	NA Customers include: NA	Freight brokerage
42 	39	Preferred Freezer Services Chatham, N.J. John Galiher, CEO www.preferredfreezer.com	\$286 ^e \$265 ^e	7.9	\$350 \$324	8.0	1,800 1,525	Consumer packaged goods, food and beverage Customers include: The Fishin' Co., Lamb Weston Logistics, Chicken of The Sea, Aqua Star, C.H. Robinson Worldwide	Dedicated contract carriage, freight brokerage, intermodal and drayage, inventory management and packaging, order fulfillment, returned goods management, transportation management, warehousing and distribution
43 	36	Toll Global Forwarding Carteret, N.J. (Japan Post Co., Tokyo) Paul Coutts, CEO www.tollgroup.com	\$285 ^e \$285 ^e	0	\$1,448 ^e \$1,448 ^e	0	NA NA	Aerospace and defense, automotive, chemicals, computers and electronics, food and beverage, forest and paper products, government, health care, oil and gas, publishing Customers include: NA	Air and ocean freight forwarding, custom brokerage, supply chain consulting, transportation management
44 	38	Burris Logistics Milford, Del. Donnan Burris, CEO www.burrislogistics.com	\$273 \$275	-0.7	\$3,629 \$3,524	3	NA NA	Consumer packaged goods, food and beverage, retail Customers include: NA	Dedicated contract carriage, freight brokerage, transportation management, warehousing and distribution
45 	34	Landstar System Jacksonville, Fla. (Nasdaq: LSTR) Jim Gattoni, CEO www.landstar.com	\$270 ^e \$292 ^e	-7.5	\$1,632 ^e \$1,760 ^e	-7.3	NA 1,223	Aerospace and defense, automotive, building products, chemicals, consumer packaged goods, computers and electronics, durable goods, industrial and manufacturing, fashion and apparel, food and beverage, forest and paper products, government, health care, office equipment, retail, rubber and plastic products Customers include: NA	Air and ocean freight forwarding, custom brokerage, dedicated contract carriage, freight brokerage, intermodal and drayage, supply chain consulting, transportation management
46 	43	Estenson Logistics Mesa, Ariz. Tim Estenson, CEO www.goelc.com	\$250 \$226	10.6	NA NA	10.6	NA NA	Building products, consumer packaged goods, industrial and manufacturing, food and beverage, office equipment Customers include: NA	Dedicated contract carriage, freight brokerage, supply chain consulting, transportation management
47 	41	Cowan Logistics Baltimore Dennis Morgan, President www.cowansystems.com	\$249 \$252	-1.2	\$345 \$347	-0.6	1,253 1,258	Automotive, building products, chemicals, consumer packaged goods, computers and electronics, durable goods, industrial and manufacturing, fashion and apparel, food and beverage, forest and paper products, government, health care, office equipment, publishing, retail, rubber and plastic products, telecommunications Customers include: NA	Dedicated contract carriage, freight brokerage, intermodal and drayage, warehousing and distribution

e = estimate

NA = Not Applicable or Not Available




2015 numbers printed in blue

TRANSPORT TOPICS' **Top 50 Logistics Companies** is sponsored online by **TransForce**



Driven By Higher Standards

In cooperation with:  **ARMSTRONG & ASSOCIATES, INC.**

Rank 2017	Rank 2016	Company	Net Revenue (in millions)	% Change	Gross Revenue (in millions)	% Change	Employees	Industry Expertise/Key Customers	Description of Services
48 	42	Fidelitone Wauconda, Ill. Josh Johnson, COO www.fidelitone.com	\$228 \$235	-3	\$239 \$245	-2.4	760 690	Building products, computers and electronics, industrial and manufacturing, food and beverage, health care, office equipment, retail, telecommunications Customers include: Cincinnati Bell, Best Buy, Ethicon Endo-Surgery, Jerdon Style, Restoration Hardware, Sears, Home Depot, The Naked Bee, Williams-Sonoma	Air and ocean freight forwarding, dedicated contract carriage, freight brokerage, inventory management and packaging, order fulfillment, returned goods management, transportation management, warehousing and distribution
49 	Not Ranked	Transplace Dallas Tom Sanderson, CEO www.transplace.com	\$221 \$170	30	\$1,620 \$1,633	-0.8	1,700 1,205	Automotive, building products, chemicals, consumer packaged goods, durable goods, industrial and manufacturing, fashion and apparel, food and beverage, forest and paper products, oil and gas, retail, rubber and plastic products Customers include: Nestle Waters, Del Monte Foods, Huhtamaki, Colgate-Palmolive, US Gypsum, Huhtamaki, Cummins, Novolex, Mount Olive, Tosca, Polymer Group	Air and ocean freight forwarding, custom brokerage, freight brokerage, intermodal and drayage, supply chain consulting, transportation management, warehousing and distribution
50 	50	Odyssey Logistics & Technology Danbury, Conn. Bob Shellman, CEO www.odysseylogistics.com	\$215 ^e \$180 ^e	22.2	\$650 ^e \$590 ^e	22.9	NA NA	Chemicals, consumer packaged goods, industrial and manufacturing, food and beverage, health care, retail Customers include: NA	Air and ocean freight forwarding, freight brokerage, order fulfillment, supply chain consulting, transportation management, warehousing and distribution

e = estimate

NA = Not Applicable or Not Available
2015 numbers printed in blue

TRANSPORT TOPICS' **Top 50 Logistics Companies** is sponsored online by  **TransForce**
Driven By Higher Standards

In cooperation with:  **ARMSTRONG & ASSOCIATES, INC.**

Top Freight Brokerage Firms

Companies are ranked based on net revenue and include a description of the types of freight handled and, if available, the number of loads or shipments, shown in parenthesis, for the latest 12-month period.

1 C.H. Robinson Worldwide

Net Revenue: \$1.5 bln. Gross: \$8.7 bln.
air/expedited, rail intermodal, LTL, dry van truckload, refrigerated, flatbed/heavy haul, bulk/tank

2 Total Quality Logistics

Net Revenue: \$465 mln. Gross: \$2.3 bln.
rail intermodal, LTL, dry van truckload, refrigerated, flatbed/heavy haul

3 XPO Logistics Inc.

Net Revenue: \$361.4 mln. Gross: \$2.2 bln.
air/expedited, rail intermodal, LTL, dry van truckload, refrigerated, flatbed/heavy haul

4 Echo Global Logistics

Net Revenue: \$319 mln. Gross: \$1.7 bln.
air/expedited, rail intermodal, LTL, dry van truckload, refrigerated, flatbed/heavy haul, bulk/tank

5 Coyote Logistics

Net Revenue: \$305 mln. Gross: \$2.4 bln.°
rail intermodal, LTL, dry van truckload, refrigerated, flatbed/heavy haul

6 Landstar System

Net Revenue: \$258 mln. Gross: \$1.6 bln.°
air/expedited, rail intermodal, LTL, dry van truckload, refrigerated, flatbed/heavy haul

7 Worldwide Express

Net Revenue: \$200 mln.° Gross: \$750 mln.°
air/expedited, rail intermodal, LTL, dry van truckload, parcel

8 Sunteck TTS

Net Revenue: \$165 mln. Gross: \$900 mln.
air/expedited, rail intermodal, LTL, dry van truckload, refrigerated, flatbed/heavy haul

9 Crane Worldwide Logistics

Net Revenue: \$155 mln. Gross: \$399 mln.
air/expedited, rail intermodal, LTL, dry van truckload, bulk/tank

10 Mode Transportation

Net Revenue: \$125 mln. Gross: \$948 mln.
rail intermodal, LTL, dry van TL, refrigerated, flatbed/heavy haul

11 J.B. Hunt Integrated Capacity Solutions

Net Revenue: \$122 mln. Gross: \$851 mln.
air expedited, rail intermodal, LTL, dry van truckload, refrigerated, flatbed/heavy haul, bulk/tank

12 BNSF Logistics

Net Revenue: \$114 mln. Gross: \$572 mln.
air/expedited, rail intermodal, LTL, dry van truckload, refrigerated, flatbed/heavy haul

13 GlobalTranz Enterprises

Net Revenue: \$107 mln. Gross: \$551 mln.
air/expedited (16,000), LTL (1,230,000), dry van truckload (180,000)

14 Yusen Logistics (Americas) Inc.

Net Revenue: \$105 mln.° Gross: \$830 mln.°
air/expedited, rail intermodal, LTL, dry van truckload, refrigerated, parcel

15 England Logistics

Net Revenue: \$82.6 mln. Gross: \$406 mln.
rail intermodal (1,809), LTL (73,261), dry van truckload (62,471), refrigerated (33,221), flatbed/heavy haul (7,075), parcel (681,165)

16 KAG Logistics

Net Revenue: \$79.8 mln. Gross: \$130 mln.
bulk/tank (781,646)

17 Transplace

Net Revenue: \$77 mln. Gross: \$570 mln.
air/expedited (3,847), rail intermodal (213,677), LTL (2,087,040), dry van truckload (1,836,826), refrigerated (182,938), flatbed/heavy haul (418,713), bulk/tank (345,333), parcel (7,958,083)

18 ArcBest Corp.

Net Revenue: \$71 mln. Gross: \$384 mln.
air/expedited, rail intermodal, LTL, dry van truckload, refrigerated

19 Werner Global Logistics

Net Revenue: \$71 mln. Gross: \$417 mln.
air/expedited, rail intermodal, LTL, dry van truckload, refrigerated, flatbed/heavy haul, bulk/tank

20 Allen Lund Co.

Net Revenue: \$70.4 mln. Gross: \$425 mln.
air/expedited (100), rail intermodal (2,000), LTL (77,000), dry van truckload (148,000), refrigerated (87,698), flatbed/heavy haul (5,185)

21 Unishippers Global Logistics

Net Revenue: \$70.3 mln. Gross: \$341 mln.
air/expedited, rail intermodal, LTL, dry van truckload, refrigerated, flatbed/heavy haul

22 ReTrans Inc.

Net Revenue: \$62.2 mln. Gross: \$364 mln.
air/expedited (171), rail intermodal (4,485), LTL (58,693), dry van truckload (93,994), refrigerated (39,748), flatbed/heavy haul (67,238), bulk/tank (6,852)

22 Trinity Logistics

Net Revenue: \$62.2 mln. Gross: \$364 mln.
air/expedited (171), rail intermodal (4,485), LTL (58,693), dry van truckload (93,994), refrigerated (39,748), flatbed/heavy haul (67,238), bulk/tank (6,852)

24 PLS Logistics

Net Revenue: \$55 mln. Gross: \$541 mln.
air/expedited, rail intermodal, LTL, dry van truckload, refrigerated, flatbed/heavy haul, bulk/tank

25 Matson Logistics Services

Net Revenue: \$50 mln. Gross: \$390 mln.
air/expedited, rail intermodal, LTL, dry van truckload, refrigerated, flatbed/heavy haul

26 Nolan Transportation Group

Net Revenue: \$42.2 mln. Gross: \$279 mln.
air/expedited, rail intermodal, LTL, dry van truckload, refrigerated, flatbed/heavy haul

27 FLS Transportation Services

Net Revenue: \$40 mln. Gross: \$260 mln.°
LTL, dry van truckload, refrigerated, flatbed/heavy haul

28 ATS Logistics Services

Net Revenue: \$38.3 mln. Gross: \$255 mln.
air/expedited, LTL, dry van truckload, refrigerated, flatbed/heavy haul

29 Redwood Logistics

Net Revenue: \$37.8 mln. Gross: \$240 mln.
air/expedited (1,000), rail intermodal (10,000), LTL (15,000), dry van truckload (160,000), refrigerated (18,000), flatbed/heavy haul (9,000), parcel (7,500)

30 Knight Transportation

Net Revenue: \$35.5 mln. Gross: \$218 mln.
rail intermodal, LTL, dry van truckload, refrigerated, flatbed/heavy haul

31 Choptank Transport

Net Revenue: \$34 mln. Gross: \$225 mln.
rail intermodal, LTL, dry van truckload, refrigerated

32 Patterson Cos.

Net Revenue: \$33 mln.° Gross: \$195 mln.°
LTL, dry van truckload, refrigerated, flatbed/heavy haul

32 AFN

Net Revenue: \$33 mln. Gross: \$209 mln.
dry van truckload, LTL, rail intermodal

34 BlueGrace Logistics

Net Revenue: \$29.7 mln. Gross: \$188 mln.
air/expedited, rail intermodal, LTL, dry van truckload, refrigerated, flatbed/heavy haul

35 Cornerstone Systems

Net Revenue: \$29 mln. Gross: \$252 mln.
rail intermodal, LTL, dry van truckload, refrigerated, flatbed/heavy haul

36 Radiant Logistics

Net Revenue: \$27.3 mln. Gross: \$180 mln.°
LTL, dry van truckload, refrigerated

37 Champion Logistics Group

Net Revenue: \$27 mln. Gross: \$71 mln.°
air/expedited, LTL, dry van truckload, refrigerated

38 Strive Logistics

Net Revenue: \$26 mln. Gross: \$140 mln.
LTL, dry van truckload, refrigerated, flatbed/heavy haul

38 NFI

Net Revenue: \$26 mln. Gross: \$201 mln.
rail intermodal, LTL, dry van truckload, refrigerated

40 USAT Logistics

Net Revenue: \$25.6 mln. Gross: \$135 mln.
air/expedited, rail intermodal, LTL, dry van truckload, refrigerated, flatbed/heavy haul

41 Integrity Express Logistics

Net Revenue: \$22.7 mln. Gross: \$150 mln.
rail intermodal, LTL, dry van truckload, refrigerated, flatbed/heavy haul

42 MegaCorp Logistics

Net Revenue: \$20.7 mln. Gross: \$124 mln.
air/expedited, rail intermodal, LTL, dry van truckload, refrigerated, flatbed/heavy haul

43 Diversified Transportation Services

Net Revenue: \$20 mln.° Gross: \$130 mln.°
air/expedited, rail intermodal, LTL, dry van truckload, refrigerated, flatbed/heavy haul, bulk/tank

44 Celadon Group

Net Revenue: \$18 mln. Gross: \$123 mln.°
air/expedited, rail intermodal, LTL, dry van truckload, refrigerated, flatbed/heavy haul

44 Scott Logistics Corp.

Net Revenue: \$18 mln.° Gross: \$113 mln.°
rail intermodal, LTL, dry van truckload, refrigerated

44 Johanson Transportation Service

Net Revenue: \$18 mln. Gross: \$140 mln.
air/expedited, rail intermodal, LTL, dry van truckload, refrigerated, flatbed/heavy haul, bulk/tank

47 Marten Transport Ltd.

Net Revenue: \$17.5 mln. Gross: \$138 mln.
dry van truckload, refrigerated, rail intermodal

48 Ruan

Net Revenue: \$16 mln. Gross: \$110 mln.
rail intermodal (42,833), LTL (114,685), dry van truckload (351,104), refrigerated (254,451), flatbed/heavy haul (182,703), bulk/tank (493,129)

49 Swift Logistics

Net Revenue: \$15 mln. Gross: \$100 mln.°
dry van truckload, refrigerated, flatbed/heavy haul

Top Freight Brokerage Firms

49 Triple T Transport

Net Revenue: \$15 mln. ° Gross: \$100 mln. °
LTL, dry van truckload, refrigerated, flatbed/
heavy haul

49 Blue Ribbon Transport

Net Revenue: \$15 mln. ° Gross: \$102 mln.
LTL, dry van truckload, refrigerated, flatbed/
heavy haul

49 Watco Supply Chain Services

Net Revenue: \$15 mln. ° Gross: \$64 mln.
dry van truckload, LTL, refrigerated, flatbed,
rail intermodal

53 Genpro Inc.

Net Revenue: \$14 mln. Gross: \$130 mln.
rail intermodal, LTL, dry van truckload,
refrigerated, flatbed/heavy haul

54 Syfan Logistics

Net Revenue: \$13.4 mln. ° Gross: \$78.7 mln. °
rail intermodal, LTL, dry van truckload,
refrigerated, flatbed/heavy haul

55 LoadDelivered

Net Revenue: \$13 mln. ° Gross: \$87 mln.
dry van truckload (100,304), refrigerated
(84,990), LTL (62,875), rail intermodal
(7,836), flatbed (1,850)

55 R2 Logistics

Net Revenue: \$13 mln. ° Gross: \$90.5 mln. °
air/expedited, rail intermodal, LTL, dry van
truckload, refrigerated, flatbed/heavy haul

55 MIQ Logistics

Net Revenue: \$13 mln. Gross: \$189 mln.
air/expedited (2,500), rail intermodal
(2,900), LTL (385,000), dry van truckload
(210,000)

58 Koch Logistics

Net Revenue: \$12.5 mln. Gross: \$85 mln. °
dry van truckload, LTL, parcel

59 ITS National

Net Revenue: \$12 mln. Gross: \$70 mln.
dry van truckload, LTL, rail intermodal

60 Leonard's Express

Net Revenue: \$11.8 mln. Gross: \$100 mln.
rail intermodal (1,500), LTL (14,400), dry van
truckload (43,200), refrigerated (93,500)

61 Bay and Bay Transportation

Net Revenue: \$11 mln. Gross: \$72.5 mln.
rail intermodal (8,500), LTL (5,000), dry van
truckload (33,000)

61 ROAR Logistics

Net Revenue: \$11 mln. Gross: \$70 mln.
air/expedited, rail intermodal, LTL, dry van
truckload, refrigerated, flatbed/heavy haul

63 TransCorr National Logistics

Net Revenue: \$10.8 mln. Gross: \$67.1 mln.
LTL (6,800), dry van truckload (68,300),
flatbed/heavy haul (4,000)

64 J.H. Rose Logistics

Net Revenue: \$10.5 mln. Gross: \$70 mln.
rail intermodal, LTL, dry van truckload,
refrigerated

65 D&L Transport

Net Revenue: \$10.4 mln. Gross: \$70.6 mln.
rail intermodal (100), LTL (2,400), dry van
truckload (15,000), refrigerated (18,000),
flatbed/heavy haul (15,000)

66 RMX Global Logistics

Net Revenue: \$10 mln. ° Gross: \$65.1 mln. °
air/expedited, rail intermodal, LTL, dry van
truckload, refrigerated, flatbed/heavy haul

66 East Coast Transport

Net Revenue: \$10 mln. Gross: \$71 mln.
rail intermodal, LTL, dry van truckload,
refrigerated

66 Covenant Transport Solutions

Net Revenue: \$10 mln. ° Gross: \$68.3 mln. °
LTL, dry van truckload, refrigerated, flatbed/
heavy haul

66 Cowan Logistics

Net Revenue: \$10 mln. Gross: \$65 mln. °
dry van truckload

70 M2 Logistics

Net Revenue: \$9.2 mln. Gross: \$66.5 mln. °
air/expedited, rail intermodal, LTL, dry van
truckload, refrigerated, flatbed/heavy haul,
bulk/tank, parcel

71 Bolt Express

Net Revenue: \$9 mln. Gross: \$60 mln.
dry van truckload

72 Eagle Transportation

Net Revenue: \$8.5 mln. Gross: \$54 mln.
dry van truckload, refrigerated, flatbed/
heavy haul

73 Logistics Plus

Net Revenue: \$8 mln. Gross: \$45 mln.
air/expedited (1,100), rail intermodal (500),
LTL (51,000), dry van truckload (17,100),
refrigerated (500), flatbed/heavy haul
(8,000), bulk/tank (800), parcel (100)

73 ODW Logistics

Net Revenue: \$8 mln. Gross: \$54 mln.
LTL, dry van truckload, refrigerated, flatbed/
heavy haul

73 Arrive Logistics

Net Revenue: \$8 mln. Gross: \$59 mln.
rail intermodal (650), LTL (5,108), dry van
truckload (42,974), refrigerated (2,554).
flatbed/heavy haul (1,021)

76 ISG Transportation

Net Revenue: \$7.5 mln. ° Gross: \$50 mln.
air/expedited, rail intermodal, LTL, dry van
truckload, refrigerated, flatbed/heavy haul

76 Kingsgate Transportation Services

Net Revenue: \$7.5 mln. Gross: \$50 mln. °
air/expedited, rail intermodal, LTL, dry van
truckload, refrigerated, flatbed/heavy haul,
bulk/tank

78 Worldwide Logistics Ltd.

Net Revenue: \$7 mln. ° Gross: \$45 mln.
air/expedited, rail intermodal, LTL, dry van
truckload, refrigerated, flatbed/heavy haul

79 Fetch Logistics

Net Revenue: \$6.8 mln. Gross: \$35 mln.
rail intermodal, LTL, dry van truckload

80 Sunset Pacific Logistics Inc.

Net Revenue: \$6.5 mln. Gross: \$19 mln.
LTL (3,700)

81 Zipline Logistics

Net Revenue: \$6.3 mln. Gross: \$37.3 mln.
rail intermodal (704), LTL (1,927), dry van
truckload (19,216), refrigerated (9,000),
flatbed/heavy haul (25)

82 Advance Transportation Systems

Net Revenue: \$6 mln. ° Gross: \$30 mln. °
dry van truckload, LTL, rail intermodal

82 Day and Ross Transportation Group

Net Revenue: \$6 mln. ° Gross: \$41.1 mln.
LTL, dry van truckload, refrigerated, flatbed/
heavy haul, bulk/tank

82 FX Logistics

Net Revenue: \$6 mln. Gross: \$40 mln.
air/expedited, rail intermodal, LTL, dry van
truckload, refrigerated, flatbed/heavy haul

85 Elston-Nationwide Corp.

Net Revenue: \$5.5 mln. Gross: \$31.1 mln.
dry van truckload (7,593), refrigerated
(6,361), flatbed/heavy haul (143)

85 Freight Management

Net Revenue: \$5.5 mln. Gross: \$118 mln.
dry van truckload, LTL, rail intermodal

85 L&M Transportation Services

Net Revenue: \$5.5 mln. Gross: \$50 mln.
dry van truckload (1,500), refrigerated
(1,600)

88 3 Rivers Logistics Inc.

Net Revenue: \$5.2 mln. Gross: \$38.5 mln.
LTL (450), dry van truckload (8,530),
refrigerated (12,800)

89 Pathmark Transportation

Net Revenue: \$5 mln. Gross: \$50 mln.
air/expedited, rail intermodal, LTL, dry van
truckload, refrigerated, flatbed/heavy haul

90 ST Freight

Net Revenue: \$4.9 mln. Gross: \$33.7 mln.
LTL (1,773), dry van truckload (10,595),
refrigerated (4,128), flatbed/heavy haul
(10,447), bulk/tank (9)

91 Saddle Creek Logistics Services

Net Revenue: \$4.8 mln. Gross: \$33 mln.
air/expedited, rail intermodal, LTL, dry van
truckload, parcel

92 LTB Logistics

Net Revenue: \$4.5 mln. Gross: \$39.7 mln.
rail intermodal (6,754), dry van truckload
(6,217), refrigerated (1,876), flatbed/heavy
haul (478), bulk/tank (5,302)

93 Legion Logistics

Net Revenue: \$4.2 mln. Gross: \$26.4 mln. °
dry van truckload, LTL, rail intermodal

94 GHC Services

Net Revenue: \$3.9 mln. Gross: \$26.9 mln.
LTL, dry van truckload

95 KTI

Net Revenue: \$3.8 mln. Gross: \$25 mln.
dry van truckload, LTL, rail intermodal

95 ProTrans

Net Revenue: \$3.8 mln. Gross: \$20 mln.
LTL (243,841), dry van truckload (462,132)

95 Atlas Logistics

Net Revenue: \$3.8 mln. Gross: \$25.5 mln.
air/expedited (150), rail intermodal (100),
LTL (11,000), dry van truckload (4,200),
refrigerated (20), flatbed/heavy haul (350)

98 Taylor Logistics

Net Revenue: \$3.5 mln. Gross: \$18 mln.
dry van, truckload, refrigerated, LTL

99 Dupre' Logistics

Net Revenue: \$3.3 mln. Gross: \$25.7 mln.
rail intermodal (398), LTL (106), dry van
truckload (9,607), refrigerated (1,632),
flatbed/heavy haul (850), bulk/tank (2,249)

100 Des Moines Truck Brokers

Net Revenue: \$3.2 mln. Gross: \$22 mln.
rail intermodal (5), dry van truckload
(2,097), refrigerated (8,830), flatbed/heavy
haul (105)

101 Transportation One

Net Revenue: \$3.1 mln. Gross: \$19.2 mln.
air/expedited, rail intermodal, LTL, dry van
truckload, refrigerated, flatbed/heavy haul,
bulk/tank



Top Warehousing Firms

Companies are ranked based on total space for dry and refrigerated storage facilities in North America. Refrigerated space is converted to square feet by dividing total cubic feet by the average inside ceiling height of 27 feet. Data includes some estimates from Armstrong & Associates Inc.

1 DHL Supply Chain

Total Space: 115 million square feet
Number of warehouses: 417

2 XPO Logistics Inc.

Total Space: 65 million square feet
Number of warehouses: 322

3 Ryder Supply Chain Solutions

Total Space: 43.7 million square feet
Number of warehouses: 246

4 Geodis

Total Space: 42 million square feet
Number of warehouses: 140

5 Americold Logistics

Total Space: 38 million square feet
Number of warehouses: 145

6 FedEx Corp.

Total Space: 35 million square feet
Number of warehouses: 130

7 NFI

Total Space: 31.5 million square feet
Number of warehouses: 90

8 Kenco Logistics Services

Total Space: 28 million square feet
Number of warehouses: 90

9 UPS Supply Chain Solutions

Total Space: 26 million square feet
Number of warehouses: 304

9 Lineage Logistics

Total Space: 26 million square feet
Number of warehouses: 114

11 DB Schenker USA

Total Space: 23.7 million square feet
Number of warehouses: 91

12 DSC Logistics

Total Space: 23 million square feet
Number of warehouses: 63

13 Penske Logistics

Total Space: 20.3 million square feet
Number of warehouses: 80

14 Ceva Logistics

Total Space: 19.7 million square feet
Number of warehouses: 147

15 Atlas Logistics

Total Space: 18 million square feet
Number of warehouses: 594

16 Saddle Creek Logistics Services

Total Space: 17.1 million square feet
Number of warehouses: 75

17 DSV Americas

Total Space: 16 million square feet
Number of warehouses: 50

18 Kuehne + Nagel Inc.

Total Space: 15.6 million square feet
Number of warehouses: 83

19 APL Logistics

Total Space: 14 million square feet
Number of warehouses: 35

19 Warehouse Services Inc.

Total Space: 14 million square feet
Number of warehouses: 30

19 WSI Inc.

Total Space: 14 million square feet
Number of warehouses: 52

22 Ingram Micro Commerce & Fulfillment Solutions

Total Space: 12.4 million square feet
Number of warehouses: 132

23 Radial

Total Space: 11.8 million square feet
Number of warehouses: 24

24 Expeditors International of Washington

Total Space: 11.5 million square feet
Number of warehouses: 117

25 Preferred Freezer Services

Total Space: 11 million square feet
Number of warehouses: 34

26 Neovia Logistics

Total Space: 10.2 million square feet
Number of warehouses: 49

27 United States Cold Storage

Total Space: 9.6 million square feet
Number of warehouses: 37

28 Blue Ribbon Transport

Total Space: 8.3 million square feet
Number of warehouses: 20

28 Kane is Able Inc.

Total Space: 8.3 million square feet
Number of warehouses: 26

30 Performance Team

Total Space: 7 million square feet
Number of warehouses: 22

30 Syncreon Holdings

Total Space: 7 million square feet
Number of warehouses: 44

32 Universal Logistics Holdings Inc.

Total Space: 6.7 million square feet
Number of warehouses: 58

33 Legacy Supply Chain Services

Total Space: 6.5 million square feet
Number of warehouses: 42

33 Port Logistics Group

Total Space: 6.5 million square feet
Number of warehouses: 14

33 Technicolor Global Logistics

Total Space: 6.5 million square feet
Number of warehouses: 12

36 WOW Logistics

Total Space: 6 million square feet
Number of warehouses: 19

37 United Facilities

Total Space: 5 million square feet
Number of warehouses: 9

37 Shippers Warehouse

Total Space: 5 million square feet
Number of warehouses: 11

37 Reo Logistics

Total Space: 5 million square feet
Number of warehouses: 6

37 Verst Group Logistics

Total Space: 5 million square feet
Number of warehouses: 19

37 Landair

Total Space: 5 million square feet
Number of warehouses: 12

42 Schneider

Total Space: 4.5 million square feet
Number of warehouses: 7

43 VersaCold Logistics Services

Total Space: 4.4 million square feet
Number of warehouses: 31

44 Wagner Logistics

Total Space: 4.2 million square feet
Number of warehouses: 15

45 D+S Distribution

Total Space: 4 million square feet
Number of warehouses: 21

45 LeSaint Logistics

Total Space: 4 million square feet
Number of warehouses: 14

45 Xpedient Logistics

Total Space: 4 million square feet
Number of warehouses: 5

48 Damco International

Total Space: 3.9 million square feet
Number of warehouses: 18

49 Comprehensive Logistics

Total Space: 3.8 million square feet
Number of warehouses: 18

50 Interstate Warehousing

Total Space: 3.7 million square feet
Number of warehouses: 7

51 Keller Logistics Group

Total Space: 3.5 million square feet
Number of warehouses: 9

51 RGL Logistics

Total Space: 3.5 million square feet
Number of warehouses: 23

53 SCI Group

Total Space: 3.4 million square feet
Number of warehouses: 26

53 ODW Logistics

Total Space: 3.4 million square feet
Number of warehouses: 14

55 Seko Logistics

Total Space: 3.3 million square feet
Number of warehouses: 100

56 Atlanta Bonded Warehouse

Total Space: 3.2 million square feet
Number of warehouses: 11

56 Porteo Group

Total Space: 3.2 million square feet
Number of warehouses: 27

58 Laney & Duke Terminal Warehouse

Total Space: 3 million square feet
Number of warehouses: 4

58 Network Global Logistics

Total Space: 3 million square feet
Number of warehouses: 13

Top Warehousing Firms

58 Yusen Logistics (Americas) Inc.

Total Space: 3 million square feet
Number of warehouses: 64

58 Cardinal Logistics Holdings

Total Space: 3 million square feet
Number of warehouses: 29

58 Celadon Group

Total Space: 3 million square feet
Number of warehouses: 13

58 Barrett Distribution

Total Space: 3 million square feet
Number of warehouses: 14

64 Pilot Freight Services

Total Space: 2.8 million square feet
Number of warehouses: 70

64 Roadrunner Transportation Systems

Total Space: 2.8 million square feet
Number of warehouses: 15

64 Cloverleaf Cold Storage

Total Space: 2.8 million square feet
Number of warehouses: 17

67 We Pack Logistics

Total Space: 2.7 million square feet
Number of warehouses: 18

68 Burris Logistics

Total Space: 2.6 million square feet
Number of warehouses: 17

69 Crane Worldwide Logistics

Total Space: 2.5 million square feet
Number of warehouses: 39

69 Weber Logistics

Total Space: 2.5 million square feet
Number of warehouses: 10

71 Regal Logistics

Total Space: 2.4 million square feet
Number of warehouses: 8

71 Mallory Alexander International Logistics

Total Space: 2.4 million square feet
Number of warehouses: 12

73 A & R Logistics

Total Space: 2.2 million square feet
Number of warehouses: 10

74 Onest Logistics

Total Space: 2 million square feet
Number of warehouses: 29

74 Henningsen Cold Storage

Total Space: 2 million square feet
Number of warehouses: 10

74 Amware Fulfillment

Total Space: 2 million square feet
Number of warehouses: 9

74 The Terminal Corp.

Total Space: 2 million square feet
Number of warehouses: 9

74 Commercial Warehouse & Cartage

Total Space: 2 million square feet
Number of warehouses: 8

74 Evans Distribution Systems

Total Space: 2 million square feet
Number of warehouses: 11

74 Fidelitone

Total Space: 2 million square feet
Number of warehouses: 31

81 Integrated Distribution Services

Total Space: 1.9 million square feet
Number of warehouses: 7

81 ACCEL Logistica

Total Space: 1.9 million square feet
Number of warehouses: 22

81 Commercial Warehousing

Total Space: 1.9 million square feet
Number of warehouses: 16

84 Brightstar

Total Space: 1.8 million square feet
Number of warehouses: 42

84 Speed Commerce

Total Space: 1.8 million square feet
Number of warehouses: 4

84 Hanson Logistics

Total Space: 1.8 million square feet
Number of warehouses: 8

87 PFSweb

Total Space: 1.7 million square feet
Number of warehouses: 6

87 Midwest Express Group

Total Space: 1.7 million square feet
Number of warehouses: 7

89 Matson Logistics Services

Total Space: 1.6 million square feet
Number of warehouses: 4

90 Hellmann Worldwide Logistics

Total Space: 1.5 million square feet
Number of warehouses: 20

90 Nexus Distribution

Total Space: 1.5 million square feet
Number of warehouses: 5

90 Congebec Logistics

Total Space: 1.5 million square feet
Number of warehouses: 12

90 Patterson Warehouses

Total Space: 1.5 million square feet
Number of warehouses: 5

90 Star Distribution Systems

Total Space: 1.5 million square feet
Number of warehouses: 1

95 Seanonus

Total Space: 1.4 million square feet
Number of warehouses: 6

95 Conestoga Cold Storage

Total Space: 1.4 million square feet
Number of warehouses: 5

95 Columbian Logistics Network

Total Space: 1.4 million square feet
Number of warehouses: 8

95 G&D Integrated

Total Space: 1.4 million square feet
Number of warehouses: 11

95 East Coast Warehouse & Distribution

Total Space: 1.4 million square feet
Number of warehouses: 2

100 WEL Cos.

Total Space: 1.2 million square feet
Number of warehouses: 12

100 Watco Supply Chain Services

Total Space: 1.2 million square feet
Number of warehouses: 12

100 Bonded Logistics

Total Space: 1.2 million square feet
Number of warehouses: 10

100 Railex

Total Space: 1.2 million square feet
Number of warehouses: 4

100 Bender Group

Total Space: 1.2 million square feet
Number of warehouses: 5

105 Capacity

Total Space: 1.1 million square feet
Number of warehouses: 5

105 Flagler Global Logistics

Total Space: 1.1 million square feet
Number of warehouses: 1

107 D.W. Morgan

Total Space: 1 million square feet
Number of warehouses: 15

107 Trenton Cold Storage

Total Space: 1 million square feet
Number of warehouses: 8

107 Allied Frozen Storage

Total Space: 1 million square feet
Number of warehouses: 7

107 Advance Distribution System

Total Space: 1 million square feet
Number of warehouses: 6

107 Zero Mountain

Total Space: 1 million square feet
Number of warehouses: 5

107 Confederation Freezers

Total Space: 1 million square feet
Number of warehouses: 4

107 FST Logistics

Total Space: 1 million square feet
Number of warehouses: 4

107 IEDS Logistics

Total Space: 1 million square feet
Number of warehouses: 11

107 Radiant Logistics

Total Space: 1 million square feet
Number of warehouses: 100

107 Logistics Plus

Total Space: 1 million square feet
Number of warehouses: 10

107 Ruan

Total Space: 1 million square feet
Number of warehouses: 6

107 Transplace

Total Space: 1 million square feet
Number of warehouses: 11



Top Dedicated Contract Carriers

Companies are ranked on the total number of power units (tractors and straight trucks) provided to shippers on an exclusive basis. Data includes some estimates provided by Armstrong & Associates Inc.

1 J.B. Hunt Dedicated Contract Services Total Power Units: 7,401	12 USAT Logistics Total Power Units: 1,415	23 Ceva Logistics Total Power Units: 604	37 Warehouse Services Inc. Total Power Units: 314	51 Kenco Group Total Power Units: 135
2 Swift Transportation Total Power Units: 4,910	13 UPS Supply Chain Solutions Total Power Units: 1,382	24 Odyssey Logistics & Technology Total Power Units: 600	38 FedEx Corp. Total Power Units: 298	52 Atech Logistics Total Power Units: 130
3 Ryder Supply Chain Solutions Total Power Units: 4,540	14 Estenson Logistics Total Power Units: 1,190	24 ITS National Total Power Units: 600	39 Landair Total Power Units: 280	53 Verst Group Logistics Total Power Units: 125
4 Werner Global Logistics Total Power Units: 3,760	15 Averitt Express Inc. Total Power Units: 1,144	26 AIM Integrated Logistics Total Power Units: 586	40 Knight Transportation Total Power Units: 250	54 Taylor Logistics Total Power Units: 122
5 Ruan Total Power Units: 3,493	16 Commercial Warehousing Total Power Units: 1,000	27 Crane Worldwide Logistics Total Power Units: 573	40 ADS Logistics Total Power Units: 250	55 Keller Logistics Group Total Power Units: 115
6 Penske Logistics Total Power Units: 3,277	17 Universal Logistics Holdings Inc. Total Power Units: 970	28 Dupre' Logistics Total Power Units: 550	40 LeSaint Logistics Total Power Units: 250	56 Patterson Cos. Total Power Units: 108
7 Cardinal Logistics Holdings Total Power Units: 3,220	18 Performance Team Total Power Units: 900	29 Bay and Bay Transportation Total Power Units: 500	43 XPO Logistics Inc. Total Power Units: 249	57 Evans Distribution Systems Total Power Units: 105
8 Schneider Total Power Units: 3,050	19 DHL Supply Chain Total Power Units: 865	29 CRST Dedicated Total Power Units: 500	44 Saddle Creek Logistics Services Total Power Units: 233	58 Reo Logistics Total Power Units: 85
9 NFI Transportation Total Power Units: 2,300	20 Marten Transport Ltd. Total Power Units: 825	31 G&D Integrated Total Power Units: 468	45 Legacy Supply Chain Services Total Power Units: 230	59 Fidelitone Total Power Units: 83
10 U.S. Xpress Inc. Total Power Units: 1,800	21 Cowan Logistics Total Power Units: 766	32 Transport America Total Power Units: 442	45 ODW Logistics Total Power Units: 230	60 ArcBest Corp. Total Power Units: 78
11 Black Horse Carriers Inc. Total Power Units: 1,674	22 Celadon Group Total Power Units: 700	33 Lily Dedicated Logistics Systems Total Power Units: 415	47 Midwest Express Group Total Power Units: 221	61 Port Logistics Group Total Power Units: 75
		34 Interstate Distributor Co. Total Power Units: 335	48 East Coast Transport Total Power Units: 190	61 Scott Logistics Corp. Total Power Units: 75
		34 Crowley Logistics Total Power Units: 335	49 Syfan Logistics Total Power Units: 171	61 Columbian Logistics Network Total Power Units: 75
		36 Leonard's Express Total Power Units: 330	50 Kane is Able Inc. Total Power Units: 165	61 Hanover Logistics Total Power Units: 75
				65 Comprehensive Logistics Total Power Units: 63



Top Ocean Freight Forwarders

Companies are ranked on the volume of containers shipped as measured in 20-foot equivalent units for the most recent 12-month period for forwarders with operations in North America. Data includes some estimates by Armstrong & Associates Inc.

1 Kuehne + Nagel Inc.

Ocean Containers: 4,053,000
Headquarters: Switzerland

2 DHL Supply Chain

Ocean Containers: 3,059,000
Headquarters: Germany

3 Sinotrans Ltd.

Ocean Containers: 2,801,300
Headquarters: China

4 DB Schenker USA

Ocean Containers: 1,952,600
Headquarters: Germany

5 Panalpina Inc.

Ocean Containers: 1,488,500
Headquarters: Switzerland

6 DSV Air & Sea Ltd.

Ocean Containers: 1,305,594
Headquarters: Denmark

7 Expeditors International of Washington

Ocean Containers: 1,044,116
Headquarters: United States

8 Hellmann Worldwide Logistics

Ocean Containers: 902,260
Headquarters: Germany

9 Bollore Logistics

Ocean Containers: 844,000
Headquarters: France

10 Kerry Logistics Network

Ocean Containers: 785,600
Headquarters: Hong Kong

11 Damco International

Ocean Containers: 744,000
Headquarters: The Netherlands

12 Geodis

Ocean Containers: 690,000
Headquarters: United States

13 Ceva Logistics

Ocean Containers: 681,600
Headquarters: The Netherlands

14 Yusen Logistics

Ocean Containers: 633,056
Headquarters: Japan

15 Orient Overseas Container Line Ltd.

Ocean Containers: 600,000
Headquarters: Hong Kong

15 Logwin Logistics

Ocean Containers: 600,000
Headquarters: Germany

15 UPS Supply Chain Solutions

Ocean Containers: 600,000
Headquarters: United States

18 Nippon Express Co.

Ocean Containers: 550,000
Headquarters: Japan

18 LF Logistics

Ocean Containers: 550,000
Headquarters: Hong Kong

20 Toll Global Forwarding

Ocean Containers: 542,000
Headquarters: Australia

21 Agility Logistics

Ocean Containers: 513,500
Headquarters: Switzerland

22 China Resources Logistics (Group) Ltd.

Ocean Containers: 500,000
Headquarters: Hong Kong

22 Mallory Alexander International Logistics

Ocean Containers: 500,000
Headquarters: United States

24 C.H. Robinson Worldwide

Ocean Containers: 485,000
Headquarters: United States

25 Kintetsu World Express

Ocean Containers: 463,000
Headquarters: Japan

26 Dachser SE

Ocean Containers: 462,700
Headquarters: Germany

27 Hitachi Transport System

Ocean Containers: 430,000
Headquarters: Japan

28 CJ Logistics

Ocean Containers: 415,019
Headquarters: South Korea

29 Worldwide Logistics Group

Ocean Containers: 412,300
Headquarters: China

30 Sankyu Inc.

Ocean Containers: 402,531
Headquarters: Japan

31 Chinatrans International Logistics

Ocean Containers: 300,000
Headquarters: China

32 Mainfreight Ltd.

Ocean Containers: 267,144
Headquarters: New Zealand

33 Zhejiang Jiulong International Logistics Co.

Ocean Containers: 250,000
Headquarters: China

34 BDP International

Ocean Containers: 242,000
Headquarters: United States

35 Dimerco Express Group

Ocean Containers: 220,200
Headquarters: Taiwan

36 Hercules Logistics Pvt. Ltd.

Ocean Containers: 210,000
Headquarters: India

37 Cargo Services Far East Ltd.

Ocean Containers: 200,000
Headquarters: Hong Kong

38 CWT Ltd.

Ocean Containers: 170,000
Headquarters: Singapore

39 Topocean Group Inc.

Ocean Containers: 156,000
Headquarters: United States

40 Crane Worldwide Logistics

Ocean Containers: 151,271
Headquarters: United States

41 MIQ Logistics

Ocean Containers: 150,000
Headquarters: United States

41 De Well Group

Ocean Containers: 150,000
Headquarters: United States

41 Long Sail International Logistics Co.

Ocean Containers: 150,000
Headquarters: China

44 NNR Global Logistics

Ocean Containers: 146,278
Headquarters: Japan

45 Integrated Logistics Berhad

Ocean Containers: 140,000
Headquarters: Malaysia

46 APL Logistics

Ocean Containers: 136,000
Headquarters: Singapore

47 XPO Logistics Inc.

Ocean Containers: 131,500
Headquarters: United States

48 Honour Lane Shipping

Ocean Containers: 130,000
Headquarters: Hong Kong

49 Jiangsu Uniwill Logistics Co.

Ocean Containers: 120,000
Headquarters: China

50 Everlink International Logistics

Ocean Containers: 110,000
Headquarters: China

Top Airfreight Forwarders

Companies are ranked on the volume of air cargo shipped as measured in metric tons for the most recent 12-month period for forwarders with operations in North America. Data includes some estimates by Armstrong & Associates Inc.

1 DHL Supply Chain

Airfreight: 2,081,000

Headquarters: Germany

2 Kuehne + Nagel Inc.

Airfreight: 1,304,000

Headquarters: Switzerland

3 DB Schenker USA

Airfreight: 1,101,200

Headquarters: Germany

4 UPS Supply Chain Solutions

Airfreight: 935,300

Headquarters: United States

5 Panalpina Inc.

Airfreight: 921,400

Headquarters: Switzerland

6 Expeditors International of Washington

Airfreight: 875,914

Headquarters: United States

7 Nippon Express Co.

Airfreight: 705,478

Headquarters: Japan

8 Bollore Logistics

Airfreight: 580,000

Headquarters: France

9 Hellmann Worldwide Logistics

Airfreight: 576,225

Headquarters: Germany

10 DSV Air & Sea Ltd.

Airfreight: 574,644

Headquarters: Denmark

11 Sinotrans Ltd.

Airfreight: 548,600

Headquarters: China

12 Kintetsu World Express

Airfreight: 457,000

Headquarters: Japan

13 Ceva Logistics

Airfreight: 421,800

Headquarters: The Netherlands

14 Agility Logistics

Airfreight: 372,700

Headquarters: Switzerland

15 Yusen Logistics

Airfreight: 332,389

Headquarters: Japan

16 Geodis

Airfreight: 330,000

Headquarters: United States

17 NNR Global Logistics

Airfreight: 286,897

Headquarters: Japan

18 Kerry Logistics Network

Airfreight: 282,200

Headquarters: Hong Kong

19 FedEx Corp.

Airfreight: 268,340

Headquarters: United States

20 Apex Logistics International

Airfreight: 260,000

Headquarters: United States

21 Hitachi Transport System

Airfreight: 230,000

Headquarters: Japan

22 Dachser SE

Airfreight: 224,000

Headquarters: Germany

23 Pilot Freight Services

Airfreight: 220,000

Headquarters: United States

24 Dimerco Express Group

Airfreight: 219,000

Headquarters: Taiwan

25 Crane Worldwide Logistics

Airfreight: 195,082

Headquarters: United States

26 Damco International

Airfreight: 180,000

Headquarters: The Netherlands

27 Logwin Logistics

Airfreight: 140,000

Headquarters: Germany

28 C.H. Robinson Worldwide

Airfreight: 115,000

Headquarters: United States

29 Toll Global Forwarding

Airfreight: 114,000

Headquarters: Australia

30 Mainfreight Ltd.

Airfreight: 113,119

Headquarters: New Zealand

31 Beijing Harmony Shipping & Forwarding Agent Co.

Airfreight: 100,000

Headquarters: China

32 XPO Logistics Inc.

Airfreight: 72,600

Headquarters: United States

33 Seko Logistics

Airfreight: 70,000

Headquarters: United States

34 TransGroup Global Logistics

Airfreight: 66,000

Headquarters: United States

35 OIA Global

Airfreight: 65,000

Headquarters: United States

36 AWOT Global

Airfreight: 60,000

Headquarters: China

36 BDP International

Airfreight: 60,000

Headquarters: United States

38 CJ Logistics

Airfreight: 57,517

Headquarters: South Korea

39 American Global Logistics

Airfreight: 50,000

Headquarters: United States

39 BEL International Logistics Ltd.

Airfreight: 50,000

Headquarters: Hong Kong

41 Scanwell Logistics

Airfreight: 40,000

Headquarters: United States

41 Shanghai Hengrong International Transportation

Airfreight: 40,000

Headquarters: China

43 Cargo Services Far East Ltd.

Airfreight: 31,000

Headquarters: Hong Kong

44 Air-City Co.

Airfreight: 30,000

Headquarters: Hong Kong

44 Mallory Alexander International Logistics

Airfreight: 30,000

Headquarters: United States

44 MIQ Logistics

Airfreight: 30,000

Headquarters: United States

47 Sankyu Inc.

Airfreight: 24,172

Headquarters: Japan

48 Trinity Logistics

Airfreight: 24,000

Headquarters: United States

49 Werner Global Logistics

Airfreight: 20,000

Headquarters: United States

49 Zephyr Logistics

Airfreight: 20,000

Headquarters: China