

# Transport Topics

2017

# TOP 100



GEARING UP  
FOR GROWTH

**PLUS:**

SOME SHIPPERS  
MOVE TO LONGER  
PAYMENT PLANS

FLEETS EXPAND  
INTO DEDICATED  
CARRIAGE

FOR-HIRE CARRIERS



# There are no shortcuts on the road to success.

We believe it's the commitment to the journey that defines the destination.

**#continuousimprovement**

**Congratulations to the exceptional companies who were recognized as one of this year's Top 100 For-Hire Carriers,**

and thank you to all our customers for their partnership and entrusting their brand to us.

888.588.6162 | [EFSLLC.COM](http://EFSLLC.COM)

## UPS Is No. 1, But for How Long? Mexican Carriers Added to List

---

By **Daniel P. Bearth**  
*Senior Features Writer*

---

**U**PS Inc. lost its position as the No. 1 third-party logistics company in April. Will it be passed by FedEx Corp. as the largest for-hire carrier in North America?

Not this year, but it's a distinct possibility moving forward based on data compiled by TRANSPORT TOPICS for the 2017 Top 100 For-Hire Carriers list. FedEx's purchase of TNT Express and its global package express business in May 2016 has narrowed the gap in revenue separating the No. 1 and No. 2 carriers to a tiny sliver.

The difference in revenue is so slight that we could see UPS and FedEx change places in subsequent years based on what each company does in terms of acquisitions and internal growth in response to the shift to e-commerce by businesses and consumers.

The lineup of top fleets after the two major parcel carriers remains pretty much the same as a year ago, although a pending merger of Knight Transportation and Swift Transportation — and perhaps other deals in the works this year — likely will juggle the rankings at the top in 2018.

The TT100 list this year, however, is different in another important way.

For the first time, we are using revenue estimates for companies that do not disclose that information. As a result, the TT100 list includes a number of companies that previously appeared on our sectors lists based on estimates provided by S.J. Consulting Group and other industry sources.

Those new companies include: less-than-truckload and truckload carrier R+L Carriers at No. 24, tank truck carrier Quality Distribution Inc. at No. 43, LTL carrier Central Transport International at No. 44, regional parcel and

express carrier OnTrac Inc. at No. 56, flatbed carrier TMC Transportation at No. 73, refrigerated carrier TransAm Trucking Inc. at No. 88 and bulk carrier United Vision Logistics at No. 93.

The rationale for not listing firms on the TT100 unless we had verifiable data on the company was to ensure that list was as accurate as possible. But now, on balance, we think it was a disservice to exclude those companies and we are listing them now, in part, because estimates are available from sources, such as S.J. Consulting Group, that we trust and have proven to be very accurate over time.

The decision to use revenue estimates also opened the door for another important change in the composition of the TT100 and the sectors lists. We are adding for-hire carriers that operate in Mexico based on revenue estimates provided by Armstrong & Associates Inc., a top logistics research firm that has developed in-depth knowledge of the market south of the border.

The two largest Mexican carriers just missed the cut for the TT100 list this year, but a total of 45 carriers are represented in various sectors, providing a fuller picture of trucking across all three major markets in North America.

A few companies are making their first appearance on the TT100 list, or are back on the list after an absence. They are:

- Cardinal Logistics Holdings (No. 36) is a company based in Concord, N.C., that provides dedicated contract carriage and flatbed and heavy specialized freight hauling.
- The Dependable Cos. (No. 86) is an LTL carrier and ocean freight forwarder based in Los Angeles.
- Hirschbach Motor Lines (No. 92) is a fast-growing, Dubuque, Iowa-based refrigerated truckload carrier.
- Salmon Cos. (No. 94) is a mail hauler based in Shreveport, La..

Data for most of the companies on the TT100 and the sectors lists come directly from company management or through financial reports filed with government agencies in the United States and Canada.





---

### Acknowledgments and Sources

The 2017 TRANSPORT TOPICS Top 100 is an annual project of TRANSPORT TOPICS with assistance from SJ Consulting Group and Armstrong & Associates Inc.

Senior Features Writer Daniel P. Bearth coordinated the project with help from editorial researcher Brandon Green. It was edited by Seth Clevenger. Cover design is by Joseph Terry, senior designer, and layout by Debra Devine, production manager.

Firms wishing to participate in the 2018 Top 100 list can contact TRANSPORT TOPICS at [tteditor@ttnews.com](mailto:tteditor@ttnews.com).

Rank 2016	Rank 2015	Company	Revenue (000)	% Change	Net Income (000)	% Change	Employees	Equipment	Operating Units (Description of Services)
<b>1</b>	<b>1</b>	 <b>UPS Inc.</b> Atlanta NYSE: UPS David Abney, Chairman and CEO Richard Peretz, CFO Alan Gershenhorn, CCO Teresa Finley, CMO Juan Perez, CIO Jim Barber, President, UPS International <a href="http://www.ups.com">www.ups.com</a>	\$60,906,000 \$58,400,000	4.3	\$3,431,000 \$4,800,000	-28.5	434,000 444,000	114,000 company-owned tractors, straight trucks, package cars, vans and motorcycles 40,000 containers 237 aircraft	<b>UPS Package Operations</b> (air and ground package delivery) UPS Supply Chain Solutions (transportation management, air, ocean, rail and ground freight forwarding, customs brokerage, supply chain consulting and network design, dedicated contract carriage, service parts distribution and repair, returns management, order fulfillment, assembly and distribution, includes operations of Marken acquired in December 2016) <b>Coyote Logistics</b> (freight brokerage) <b>Freightex</b> (freight brokerage in the United Kingdom and Europe, acquired in January) <b>UPS Freight</b> (regional and interregional LTL, truckload, expedited, dedicated contract carriage, refrigerated intermodal) <b>UPS Capital Corp.</b> (equipment leasing, trade finance, freight payment and insurance) <b>UPS Mail Innovations</b> (mail processing) <b>The UPS Store Inc.</b> (franchiser of retail shipping, postal and business service stores)
<b>2</b>	<b>2</b>	 <b>FedEx Corp.</b> <sup>1</sup> Memphis, Tenn. NYSE: FDX Frederick Smith, Chairman and CEO Alan Graf Jr., CFO David Bronczek, COO Robert Carter, CIO David Cunningham Jr., CEO, FedEx Express Henry Maier, CEO, FedEx Ground Michael Ducker, CEO, FedEx Freight <a href="http://www.fedex.com">www.fedex.com</a>	\$57,570,000 \$49,600,000	16.1	\$1,907,000 \$2,866,000	-33.5	400,000 340,000	29,733 company-owned tractors 76,425 straight trucks 108,041 trailers 658 aircraft	<b>FedEx Express, FedEx Trade Networks, FedEx CrossBorder, TNT Express</b> (domestic and international air and ground package delivery, air and ocean freight forwarding, customs brokerage, transportation management, order fulfillment, warehousing and distribution, service parts and returned goods management, supply chain consulting) <b>FedEx Ground, FedEx Supply Chain</b> (commercial and residential ground package delivery and consolidation, warehousing and distribution, returned goods management, order fulfillment and contract packaging, parts testing, repair and refurbishment) <b>FedEx Freight, FedEx Custom Critical</b> (regional and national LTL, expedited) <b>FedEx Services, FedEx Office</b> (sales and marketing, information technology support, copying and printing services, signs and banners, data management, e-commerce services)
<b>3</b>	<b>3</b>	 <b>XPO Logistics</b> Greenwich, Conn. NYSE: XPO Bradley Jacobs, Chairman and CEO Tony Brooks, President, LTL Troy Cooper, COO John Hardig, CFO <a href="http://www.xpologistics.com">www.xpologistics.com</a>	\$14,619,400 \$7,623,200	91.8	\$63,100 (\$245,900)	NA	89,000 87,000	8,363 company-owned tractors 83 lease-to-own tractors 6,950 owner-operator tractors 225 straight trucks 27,606 trailers 9,941 containers	<b>XPO Logistics</b> (freight brokerage, regional and interregional LTL, dry van and refrigerated TL, dedicated contract carriage, intermodal/drayage, air/expedited, commercial and residential delivery, air and ocean freight forwarding, transportation management) <b>XPO Logistics Supply Chain</b> (warehousing and distribution, order fulfillment, returned goods management)
<b>4</b>	<b>4</b>	 <b>J.B. Hunt Transport Services Inc.</b> Lowell, Ark. Nasdaq: JBHT Kirk Thompson, Chairman John N. Roberts III, President and CEO David Mee, CFO Shelley Simpson, CCO <a href="http://jbhunt.com">jbhunt.com</a>	\$6,555,459 \$6,187,646	5.9	\$432,090 \$427,235	1.1	22,172 21,455	14,805 company-owned tractors 30,330 trailers 84,594 containers	<b>J.B. Hunt Intermodal</b> (intermodal/drayage) <b>J.B. Hunt Truck</b> (dry van TL) <b>J.B. Hunt Dedicated Contract Services</b> , (dedicated contract carriage, commercial and residential delivery and installation services) <b>J.B. Hunt Integrated Capacity Solutions</b> (freight brokerage)

<sup>1</sup> FedEx Corp. revenue and net income are for 12 months ended Feb. 28, 2017, and Feb. 29, 2016.

NA = Not Applicable or Not Available

TRANSPORT TOPICS Top 100 For-Hire Carriers is sponsored online by EFS and TMW

2015 numbers printed in red



Rank 2016	Rank 2015	Company	Revenue (000)	% Change	Net Income (000)	% Change	Employees	Equipment	Operating Units (Description of Services)
<b>5</b>	5	<b>YRC Worldwide</b> Overland Park, Kan. Nasdaq: YRCW James Hoffman, Chairman James Welch, CEO Stephanie Fisher, CFO <i>www.yrc.com</i>	\$4,697,500 <b>\$4,832,400</b>	-2.8	\$21,500 <b>\$700</b>	2,971.4	32,000 <b>32,000</b>	11,200 company-owned tractors 3,100 lease-to-own tractors 44,500 trailers	<b>YRC Freight</b> (national and international LTL and TL, expedited, cross-border services) <b>YRC Reimer</b> (regional and interregional LTL in Canada, cross-border services) <b>New Penn, Holland, Reddaway</b> (regional and interregional LTL and TL, expedited, cross-border services)
<b>6</b>	7	<b>SCHNEIDER</b> Green Bay, Wis. NYSE: SNDR Chris Lofgren, President and CEO Mark Rourke, COO Lori Lutey, CFO Shaleen Devgun, CIO Steve Matheys, CAO <i>www.schneider.com</i>	\$4,045,736 <b>\$3,959,372</b>	2.2	\$156,851 <b>\$140,932</b>	11.3	19,300 <b>18,132</b>	10,235 company-owned tractors 224 lease-to-own tractors 37,910 trailers 18,087 containers 6,838 chassis	<b>Schneider Truckload Services</b> (dry van and refrigerated TL, expedited, dedicated contract carriage, liquid bulk, chemical and petroleum tank, flatbed/heavy specialized, commercial and residential delivery, LTL) <b>Schneider Intermodal Services</b> (intermodal and drayage) <b>Schneider Logistics Services</b> (transportation management, freight brokerage, transloading and port drayage, cross-border services, warehousing and distribution, supply chain consulting and network design, domestic and international freight service in China) <b>Schneider Finance</b> (equipment leasing)
<b>7</b>	6	<b>Swift Transportation Co.</b> Phoenix NYSE: SWFT Rich Dozer, Chairman Richard Stocking, President and CEO Virginia Henkels, CFO <i>www.swifttrans.com</i>	\$4,031,517 <b>\$4,229,322</b>	-4.7	\$149,267 <b>\$197,577</b>	-24.5	21,900 <b>21,000</b>	13,937 company-owned tractors 4,429 owner-operator tractors 64,066 trailers 9,131 containers	<b>Swift Truckload</b> (dry van and refrigerated TL, flatbed and heavy specialized, dedicated contract carriage, cross-border services) <b>Swift Refrigerated</b> (refrigerated TL) <b>Swift Intermodal</b> (intermodal, drayage) <b>Swift Logistics</b> (freight brokerage, transportation management, supply chain consulting, equipment repair and maintenance, equipment leasing, insurance) <b>Trans-Mex</b> (dry van TL in Mexico)
<b>8</b>	8	<b>Hub Group</b> Oak Brook, Ill. Nasdaq: HUBG David Yeager, Chairman and CEO Donald Maltby, President and COO Terri Pizzuto, CFO <i>www.hubgroup.com</i>	\$3,572,790 <b>\$3,525,595</b>	1.3	\$74,805 <b>\$70,949</b>	5.4	2,755 <b>2,605</b>	984 company-owned tractors 1,721 lease-to-own tractors 436 trailers	<b>Hub Group</b> (intermodal) <b>Hub Highway</b> (freight brokerage) <b>Unyson Logistics</b> (transportation management, supply chain consulting) <b>Mode Transportation</b> (freight brokerage) <b>Hub Group Trucking</b> (intermodal/drayage, dry van TL, dedicated contract carriage)
<b>9</b>	9	<b>Landstar System</b> Jacksonville, Fla. Nasdaq: LSTR Diana Murphy, Chairman Jim Gattoni, President and CEO Joe Beacom, COO Kevin Stout, CFO <i>www.landstar.com</i>	\$3,167,634 <b>\$3,321,091</b>	-4.6	\$137,350 <b>\$147,689</b>	-7.0	1,197 <b>1,223</b>	9,186 owner-operator tractors 253 straight trucks 15,170 trailers	<b>Landstar Transportation Logistics</b> (dry van and refrigerated TL and LTL, flatbed/heavy specialized, intermodal/drayage, expedited, air and ocean freight forwarding, customs brokerage, cross-border services, project cargo, transportation management) <b>Signature Insurance Co., Risk Management Claim Services</b> (insurance, claims management)

NA = Not Applicable or Not Available

TRANSPORT TOPICS Top 100 For-Hire Carriers is sponsored online by EFS and TMW





2015 numbers printed in red

Rank 2016	Rank 2015	Company	Revenue (000)	% Change	Net Income (000)	% Change	Employees	Equipment	Operating Units (Description of Services)
<b>10</b>	10	<b>TFI International</b> Montreal TSX: TFI Alain Bedard, Chairman, President and CEO Gregory Rumble, CFO <a href="http://www.transforcecompany.com">www.transforcecompany.com</a>	\$3,037,205 \$3,154,018	-3.7	\$482,592 \$127,915	277.3	17,685 15,496	8,265 company-owned tractors 10,270 owner-operator tractors 25,310 trailers	<b>Canadian Freightways, Clarke Transport, Cavalier, Concord, Kingsway, La Crete Transport, McMurray Serv-U Expediting, National Fast Freight, Quik X Transportation, Quiktrax Intermodal, Total Transfer, Tripar Transportation, TST Overland Express, Vitran</b> (national and international LTL, intermodal) <b>All Canadian Courier, Canpar Courier, ICS Courier, Loomis Express, Muskoka Delivery Services, TForce Critical, TForce Final Mile, TForce Logistics, TForce Integrated Solutions</b> (ground package delivery includes operations of <b>World Courier Ground U.S.</b> acquired in January) <b>A&amp;M International, Besner, Contract Freighters Inc., Clarke Road Transport, Couture, Ganeca, Gregoire, Highland, Laidlaw Carriers Van, Papineau International, Roadfast, Transport America, Transport J.C. Germain, TST Truckload and Load Brokerage</b> (dry van TL, dedicated contract carriage) <b>Bergeron, Charbonneau, Contrans Flatbed Group, Les entreprises Dupont 1972, Durocher International, E.L. Farmer, ECL Carriers, GHL Transport, Glen Tay Transportation, Golden International, Highland Intermodal, JAF, Kingsway Bulk, Laidlaw Carriers Tank, Laidlaw Carriers Bulk, McArthur Express, Mirabel Logistic, Nordique, Peter Hodge Transport, P&amp;W Intermodal &amp; MTMX, Rebel Transport, TF Dedicated, TF Truckload and Logistics, Trans2D Logistics, Trans4 Dedicated, Tri-line Carriers, TST Expedited &amp; TST Air, Villeneuve Tank Lines, Westfreight Systems, Winalta</b> (flatbed/heavy specialized, chemical and petroleum tank, liquid and dry bulk, intermodal, oil field and energy services) <b>Cavalier Logistics, Centre Mecanique Henri-Bourassa, CFI Logistics, CK Logistics, Clarke North America, Cornerstone Logistics, E&amp;L Logistics, Hyphen Transportation Management, Kobelt Transportation, Landry, Logikit, Optimal Freight, Patriot Freight Services, Quik X Logistics, St-Lambert, Stream Logistics, TLS Trailer Leasing Services, Velocity Supply Chain Solutions</b> (transportation management, freight brokerage, warehousing and distribution, equipment leasing)
<b>11</b>	11	<b>Old Dominion Freight Line Inc.</b> Thomasville, N.C. Nasdaq: ODFL Earl Congdon, Chairman David Congdon, CEO Greg Gantt, President David Bates, COO Adam Satterfield, CFO <a href="http://www.odfl.com">www.odfl.com</a>	\$2,991,517 \$2,972,442	0.6	\$295,765 \$304,690	-2.9	19,040 19,482	7,994 company-owned tractors 123 straight trucks 32,525 trailers	<b>OD Domestic</b> (regional and interregional LTL and TL, freight brokerage) <b>OD Expedited</b> (air and ground expedited, trade show exhibits, commercial and residential delivery and installation) <b>OD Household Services</b> (self-moving services) <b>OD Global</b> (air and ocean freight forwarding, intermodal/drayage, assembly and distribution) <b>OD Technology</b> (information technology)
<b>12</b>	12	<b>ArcBest Corp.</b> Fort Smith, Ark. Nasdaq: ARCB Judy McReynolds, Chairman, President and CEO David Cobb, CFO <a href="http://www.arcb.com">www.arcb.com</a>	\$2,700,219 \$2,666,905	1.2	\$18,652 \$44,854	-58.4	13,000 13,000	4,387 company-owned tractors 64 straight trucks 21,361 trailers	<b>ABF Freight</b> (national and regional LTL, trade show exhibits, commercial and residential delivery, expedited) <b>ArcBest</b> (freight brokerage, intermodal, air and ocean freight forwarding, air/expedited, transportation management, warehousing and distribution, household goods moving and storage) <b>FleetNet America</b> (emergency breakdown services, vehicle maintenance and towing) <b>ArcBest Technologies</b> (information technology)

NA = Not Applicable or Not Available





TRANSPORT TOPICS Top 100 For-Hire Carriers is sponsored online by EFS and TMW

2015 numbers printed in red

Rank 2016	Rank 2015	Company	Revenue (000)	% Change	Net Income (000)	% Change	Employees	Equipment	Operating Units (Description of Services)
<b>13</b>	13	 <b>Ryder Supply Chain Solutions</b> <sup>1</sup> Miami (Ryder System Inc.) Robert Sanchez, Chairman and CEO Art Garcia, CFO Steven Sensing, President of Global Supply Chain Solutions John Diez,, President, Dedicated Transportation Solutions <a href="http://www.ryder.com">www.ryder.com</a>	\$2,658,745 <b>\$2,443,301</b>	8.8	\$169,172 <b>\$139,554</b>	21.2	NA NA	NA NA	<b>Ryder Supply Chain Solutions</b> (supply chain consulting, transportation management, dedicated contract carriage, warehousing and distribution, assembly and packaging, freight brokerage, order fulfillment, freight bill payment, returned goods management and repair services, trade services)
<b>14</b>	14	 <b>Estes Express Lines</b> Richmond, Va. Rob Estes, Jr., Chairman, President and CEO William Hupp, COO Stephen Hupp, CFO <a href="http://www.estes-express.com">www.estes-express.com</a>	\$2,400,000 <b>\$2,367,000</b>	1.4	NA NA	NA NA	16,570 <b>16,126</b>	7,009 company-owned tractors 454 straight trucks 26,718 trailers 56 containers	<b>Estes Express Lines</b> (regional and national LTL and TL, expedited, air and ocean freight forwarding, customs brokerage, consolidation, supply chain consulting, information technology) <b>Estes Forwarding Worldwide</b> (ground, air and ocean freight forwarding, freight brokerage) <b>Estes SureMove</b> (household goods moving and storage) <b>Estes Level2 Logistics</b> (dedicated contract carriage, dry van TL, flatbed) <b>Estes Final Mile</b> (commercial and residential delivery)
<b>15</b>	16	 <b>Roadrunner Transportation Systems Inc.</b> Downers Grove, Ill. NYSE: RRTS Curt Stoelting, CEO Michael Gettle, COO Terence Rogers, CFO Scott Cousins, CIO Frank Hurst, President, Roadrunner Freight Bill Goodgion, President, Ascent Global Logistics <a href="http://www.rrts.com">www.rrts.com</a>	\$2,044,000 <b>\$1,995,019</b>	2.5	NA \$48,000	NA	4,645 <b>4,502</b>	1,276 company-owned tractors 2,769 owner-operator tractors 6,508 trailers	<b>Roadrunner Freight</b> (regional and interregional LTL) <b>Roadrunner Express</b> (air/expedited) <b>Roadrunner Truckload Plus</b> (freight brokerage) <b>Roadrunner Temperature Controlled</b> (refrigerated TL and LTL) <b>Roadrunner Intermodal Services</b> (intermodal and drayage) <b>Ascent Global Logistics</b> (transportation management, warehousing and distribution, retail consolidation, air and ocean freight forwarding, customs brokerage)
<b>16</b>	15	 <b>Werner Enterprises Inc.</b> Omaha, Neb. Nasdaq: WERN Clarence Werner, Chairman Derek Leathers, President and CEO Marty Nordlund, COO John Steele, CFO <a href="http://www.werner.com">www.werner.com</a>	\$2,008,991 <b>\$2,093,529</b>	-4.0	\$79,129 <b>\$123,714</b>	-36.0	11,738 <b>12,325</b>	6,305 company-owned tractors 795 owner-operator tractors 24,350 trailers	<b>Werner Truckload Transportation Services</b> (dry van and refrigerated TL, flatbed, expedited, dedicated contract carriage, cross-border services) <b>Werner Global Logistics</b> (air and ocean freight forwarding, customs brokerage, consolidation, transportation management, intermodal, freight audit and payment, warehousing and distribution, information technology) <b>Fleet Truck Sales</b> (used truck and trailer sales)

<sup>1</sup> Ryder Supply Chain Solutions data on net income is for supply chain solutions and dedicated transportation only, before taxes.






NA = Not Applicable or Not Available

Rank 2016	Rank 2015	Company	Revenue (000)	% Change	Net Income (000)	% Change	Employees	Equipment	Operating Units (Description of Services)
<b>17</b> 	19	<b>UniGroup Inc.</b> Fenton, Mo. H. Daniel McCollister, Chairman Brent Stottlemire, Interim President and CFO <a href="http://www.unigroupinc.com">www.unigroupinc.com</a>	\$1,700,000 \$1,700,000	0	NA NA	NA	NA 1,220		<b>United Van Lines, Mayflower Transit</b> (household goods, commercial and industrial moving and storage, storage containers, vehicle delivery, high-value products, trade show exhibits, warehousing) <b>UniGroup Worldwide Moving</b> (domestic and international household goods moving, air and ocean freight forwarding) <b>UniGroup Logistics</b> (warehousing and distribution, flatbed/heavy specialized, installation of furniture, fixtures and electronic equipment, project management) <b>Sterling</b> (move management) <b>Allegiant Move Management</b> (government and commercial household goods moving and storage) <b>Trans Advantage</b> (equipment sales and service)
<b>18</b> 	18	<b>Prime Inc.</b> <sup>1</sup> Springfield, Mo. Robert Low, Chairman, President and CEO Dean Hoedl, CFO <a href="http://www.primeinc.com">www.primeinc.com</a>	\$1,683,834 \$1,627,899	3.4	\$194,247 \$223,958	-13.3	3,661 3,365	1,986 company-owned tractors 4,060 lease-to-own tractors 200 owner-operator tractors 12,309 trailers	<b>Prime Inc.</b> (refrigerated and dry van TL, flatbed/heavy specialized, tank/bulk, intermodal/drayage, dedicated contract carriage) <b>Prime Logistics</b> (freight brokerage) <b>Prime Floral</b> (transportation of flowers and plants, consolidation and distribution services) <b>Trailer Skirt Ads</b> (advertising on trailer side skirts) <b>Pedigree Truck Sales</b> (equipment sales) <b>Success Leasing</b> (equipment leasing)
<b>19</b> 	24	<b>CRST International</b> Cedar Rapids, Iowa John Smith, Chairman Dave Rusch, President and CEO David Souza, CFO Mike Gannon and Hugh Ekberg, COO <a href="http://www.crst.com">www.crst.com</a>	\$1,546,000 \$1,316,696	17.4	NA NA	NA	7,849 8,084	4,210 company-owned tractors 987 lease-to-own tractors 1,485 owner-operator tractors 13,811 trailers	<b>CRST Expedited</b> (dry van and refrigerated TL, expedited) <b>CRST Malone</b> (flatbed, dedicated contract carriage) <b>CRST Dedicated Services</b> (dedicated contract carriage) <b>CRST Specialized Transportation</b> (transportation of high-value goods and specialized commodities, commercial and residential delivery, warehousing and distribution, intermodal) <b>CRST Logistics</b> (transportation management, intermodal, freight brokerage) <b>BESL Transfer Co.</b> (flatbed/heavy specialized) <b>Pegasus Transportation</b> (refrigerated and dry van TL) <b>Gardner Trucking</b> (dry van and refrigerated TL and LTL, flatbed, dedicated contract carriage, drayage and warehousing, freight brokerage)
<b>20</b> 	26	<b>Purolator Holdings Ltd.</b> Mississauga, Ontario (Canada Post Corp., Barry Lapointe Holdings) Stewart Bacon, Chairman John Ferguson, President and CEO <a href="http://www.purolator.com">www.purolator.com</a>	\$1,526,207 \$1,202,828	26.9	NA NA	NA	10,000 11,000	463 company-owned tractors 173 straight trucks 2,767 courier vehicles 1,280 trailers	<b>Purolator Inc.</b> (air and ground package delivery) <b>Purolator Freight</b> (regional and interregional LTL, expedited) <b>Purolator International</b> (international package and freight delivery, expedited, cross-border services) <b>Purolator Logistics</b> (supply chain consulting, transportation management, air and ocean freight forwarding, customs brokerage, warehousing and distribution, parts assembly and kitting, returned goods management, commercial delivery and installation services)

<sup>1</sup> Prime Inc. revenue and net income is for 12 months ended March 31, 2017, and March 31, 2016.

NA = Not Applicable or Not Available



Rank 2016	Rank 2015	Company	Revenue (000)	% Change	Net Income (000)	% Change	Employees	Equipment	Operating Units (Description of Services)
<b>21</b> 	20	<b>Sirva Inc.</b> <sup>1</sup> Oakbrook Terrace, Ill. Wes Lucas, CEO Thomas Oberdorf, CFO Andrew Coolidge, President, International Moving and COO <i>sirva.com</i>	\$1,500,000 \$1,500,000	0	NA NA	NA NA	NA NA	NA	<b>Allied Van Lines, NorthAmerican Van Lines, Allied Pickfords</b> (domestic and international household goods, military, commercial and industrial moving and storage, vehicle delivery, high-value products) <b>Smartbox Solutions Inc.</b> (portable self-storage container moving) <b>Sirva Relocation, Sirva Move Management, Sirva Global Relocation, Sirva Mortgage, Sirva Settlement</b> (relocation-management support services, mortgage services)
<b>21</b> 	22	<b>Penske Logistics</b> Reading, Pa. (Penske Truck Leasing Co.) Roger Penske, Chairman Brian Hard, CEO Marc Althen, President Paul Ott, CFO <i>www.penskelogistics.com</i>	\$1,500,000 \$1,400,000	7.1	NA NA	NA	14,180 13,740	2,704 company-owned tractors 573 straight trucks 8,785 trailers	<b>Penske Logistics</b> (dedicated contract carriage, transportation management, warehousing and distribution, freight brokerage, air and ocean freight forwarding, facilities engineering)
<b>21</b> 	19	<b>U.S. Xpress Enterprises</b> Chattanooga, Tenn. Max Fuller, Chairman Eric Fuller, CEO Lisa Pate, President Eric Peterson, CFO <i>www.usxpress.com</i>	\$1,500,000 \$1,541,000	-2.7	NA NA	NA	10,135 10,400	6,100 company-owned tractors 900 owner-operator tractors 15,500 trailers	<b>U.S. Xpress Inc.</b> (dry van TL, expedited, dedicated contract carriage, freight brokerage, cross-border services) <b>Total Transportation of Mississippi</b> (dry van TL, expedited, freight brokerage, 90% ownership) <b>Xpress Internacional</b> (dry van TL in Mexico) <b>U.S. Xpress Leasing</b> (equipment leasing)
<b>24</b> 	Not Ranked	<b>R+L Carriers</b> <sup>2</sup> Wilmington, Ohio Ralph Roberts, CEO Robert Zimmerman, President <i>www.rlcarriers.com</i>	\$1,452,000 \$1,429,000	1.6	NA NA	NA	10,000 NA	5,958 company-owned tractors 484 straight trucks 12,604 trailers	<b>R+L Carriers</b> (regional and national LTL, expedited and crating services in the U.S. and Canada) <b>R+L Global Logistics</b> (air and ocean freight forwarding, warehousing and distribution, order fulfillment, transportation management, project logistics, trade show exhibits and high-value cargo transportation, intermodal, cross-border services, supply chain consulting) <b>Kwikturn Media</b> (web design, e-commerce and social media support) <b>R+L Truckload Services</b> (dry van TL, flatbed)
<b>25</b> 	21	<b>Kenan Advantage Group Inc.</b> North Canton, Ohio Dennis Nash, CEO Bruce Blaise, President Carl Young, CFO <i>www.thekag.com</i>	\$1,421,975 \$1,455,100	-2.3	NA NA	NA	7,561 7,336	4,793 company-owned tractors 506 lease-to-own tractors 1,570 owner-operator tractors 362 straight trucks 10,404 trailers	<b>Advantage Tank Lines, BXI, KAG West, Kenan Transport, Klemm Tank Lines, North Canton Transfer Co., Petro-Chemical Transport</b> (petroleum and chemical tank, propane, asphalt, renewable fuels) <b>DistTech, Transport Service Co.</b> (chemical tank) <b>Dedicated Transport</b> (dedicated contract carriage, acquired in December 2016) <b>Transport Service Co., Landes Trucking, Charles G. Lawson Trucking</b> (chemical tank, liquid bulk) <b>Cryogenic Transportation Inc., Jack B. Kelley Inc.</b> (industrial gas) <b>RTL-Westcan</b> (liquid and dry bulk in Canada) <b>KAG Logistics</b> (transportation management, freight payment and auditing, renewable fuel storage and transloading)

<sup>1</sup> Sirva Inc. revenue is for 12 months ended June 30, 2015.

<sup>2</sup> R+L Carriers revenue is provided by S.J. Consulting Group.





NA = Not Applicable or Not Available

Rank 2016	Rank 2015	Company	Revenue (000)	% Change	Net Income (000)	% Change	Employees	Equipment	Operating Units (Description of Services)
<b>26</b>	23	<b>C.R. England Inc.</b> Salt Lake City, Utah Dan England, Chairman Chad England, CEO Josh England, President Zach England, COO TJ McGeean, CFO <i>www.crengland.com</i>	\$1,304,898 <b>\$1,397,626</b>	-6.6	NA <b>NA</b>	NA	7,883 <b>7,825</b>	4,000 company-owned tractors 110 lease-to-own tractors 55 owner-operator tractors 5,990 trailers 1,639 containers	<b>C.R. England Inc.</b> (refrigerated and dry van TL, flatbed, dedicated contract carriage, intermodal, cross-border services) <b>England Logistics</b> (freight brokerage, air and ocean freight forwarding, intermodal, dry and refrigerated LTL, parcel, transportation management, supply chain consulting, facility engineering, warehousing and distribution) <b>England Carrier Services</b> (financial services, fuel and equipment sales, maintenance and compliance services) <b>Premier Truck Driving Schools</b> (driver training) <b>Lakeside Medical Clinic</b> (driver health services)
<b>27</b>	27	<b>NFI Industries</b> Cherry Hill, N.J. Jeff Brown and Ike Brown, Vice Chairman and President Sidney Brown, CEO Steve Grabell, CFO <i>www.nfiindustries.com</i>	\$1,250,000 <b>\$1,200,000</b>	4.2	NA <b>NA</b>	NA	8,300 <b>8,200</b>	2,468 company-owned tractors 325 owner-operator tractors 20 straight trucks 8,300 trailers 198 containers	<b>NFI Transportation</b> (dry van and refrigerated TL, dedicated contract carriage, flatbed/heavy specialized) <b>NFI Distribution</b> (warehousing and distribution, order fulfillment, contract packaging) <b>NFI Intermodal</b> (intermodal/drayage) <b>NFI Brokerage</b> (freight brokerage, transportation management, consolidation, freight payment and audit) <b>NFI Real Estate</b> (commercial and industrial real estate development and construction) <b>NFI Global</b> (air and ocean freight forwarding, warehousing and consolidation, port services)
<b>28</b>	25	<b>Saia Inc.</b> Johns Creek, Ga. Nasdaq: SAIA Herbert Trucksess III, Chairman Richard O'Dell, President and CEO Frederick Holzgreffe III, CFO Raymond Ramu, CCO <i>www.saia.com</i>	\$1,218,481 <b>\$1,221,311</b>	-0.2	\$48,024 <b>\$55,016</b>	-12.7	9,000 <b>8,900</b>	4,000 company-owned tractors 13,000 trailers	<b>Saia LTL Freight</b> (regional and interregional LTL and TL, expedited) <b>LinkEx Inc.</b> (supply chain consulting, air and ocean freight forwarding, warehousing, commercial and residential delivery) <b>Saia Logistics Services</b> (transportation management, freight brokerage)
<b>29</b>	28	<b>Southeastern Freight Lines</b> Lexington, S.C. W.T. Cassels Jr., Chairman W.T. Cassels III, President J. Russel Bureson Jr., CFO <i>www.sefl.com</i>	\$1,192,296 <b>\$1,192,823</b>	0	NA <b>NA</b>	NA	8,458 <b>8,687</b>	3,466 company-owned tractors 268 owner-operator tractors 31 straight trucks 11,943 trailers	<b>Southeastern Freight Lines</b> (regional and interregional LTL and TL, assembly and distribution) <b>G&amp;P Trucking</b> (dry van TL) <b>Southeastern Logistics Solutions</b> (freight brokerage)
<b>30</b>	29	<b>Knight Transportation Inc.</b> Phoenix NYSE: KNX Kevin Knight, Chairman David Jackson, President and CEO Kevin Quast, COO Adam Miller, CFO <i>www.knighttrans.com</i>	\$1,118,034 <b>\$1,182,964</b>	-5.5	\$93,863 <b>\$116,718</b>	-19.6	5,500 <b>5,500</b>	4,257 company-owned tractors 448 owner-operator tractors 9,915 trailers	<b>Knight Transportation</b> (dry van TL, dedicated contract carriage) <b>Knight Refrigerated</b> (refrigerated TL, dedicated contract carriage) <b>Knight Port &amp; Rail Services</b> (intermodal/drayage, warehousing and distribution) <b>Knight Brokerage</b> (freight brokerage, intermodal) <b>Knight Truck and Trailer Sales</b> (equipment sales and leasing) <b>Squire Transportation</b> (driver training)

NA = Not Applicable or Not Available






TRANSPORT TOPICS Top 100 For-Hire Carriers is sponsored online by EFS and TMW

2015 numbers printed in red

Rank 2016	Rank 2015	Company	Revenue (000)	% Change	Net Income (000)	% Change	Employees	Equipment	Operating Units (Description of Services)
<b>31</b> 	32	<b>Averitt Express Inc.</b> Cookeville, Tenn. Gary Sasser, Chairman and CEO Wayne Spain, President and COO George Johnson, CFO <a href="http://www.averittpress.com">www.averittpress.com</a>	\$1,091,475 <b>\$1,078,436</b>	1.2	NA <b>NA</b>	NA	NA <b>NA</b>	4,500 company-owned tractors 59 straight trucks 14,623 trailers	<b>Averitt Express</b> (regional and interregional LTL, flatbed, dry van and refrigerated TL, dedicated contract carriage, expedited, cross-border services, air and ocean freight forwarding, customs brokerage, freight brokerage, intermodal, warehousing and distribution, drayage, transloading, product assembly, transportation management, returned goods management, order fulfillment, commercial and residential delivery, supply chain consulting)
<b>32</b> 	30	<b>Universal Logistics Holdings Inc.</b> Warren, Mich. Nasdaq: ULH Jeff Rogers, CEO Jude Beres, CFO <a href="http://www.goutsi.com">www.goutsi.com</a>	\$1,072,751 <b>\$1,130,000</b>	-5.1	\$24,244 <b>\$40,001</b>	-39.4	6,275 <b>5,108</b>	892 company-owned tractors 2,909 owner-operator tractors 12 straight trucks 4,154 trailers 804 containers	<b>Universal Truckload</b> (dry van TL, flatbed/heavy specialized, motor vehicle drive away, dedicated contract carriage, expedited, freight brokerage, yard management) <b>Universal Intermodal Services</b> (intermodal/drayage) <b>CTX Inc.</b> (air/expedited, freight brokerage) <b>Linc Logistic Solutions, Universal Logistics Solutions International</b> (warehousing and distribution, consolidation, air and ocean freight forwarding, customs brokerage, order fulfillment, project management, returned goods management, kitting and parts assembly) <b>Calvary Logistics</b> (freight brokerage) <b>Westport Axle</b> (assembly and distribution, warehousing, parts manufacturing)
<b>33</b> 	32	<b>Celadon Group Inc.</b> <sup>1</sup> Indianapolis NYSE: CGI Paul Will, Chairman and CEO Jon Russell, President and COO Bobby Peavler, CFO Doug Schmidt, President, Celadon Trucking Services <a href="http://www.celadontrucking.com">www.celadontrucking.com</a>	\$1,050,000 <b>\$1,026,489</b>	2.3	\$2,700 <b>\$38,620</b>	-93.0	6,000 <b>6,200</b>	3,575 company-owned tractors 1,950 lease-to-own tractors 1,525 owner-operator tractors 30 straight trucks 15,000 trailers 1,250 containers	<b>Celadon Trucking Services, Hyndman Transport, Osborn Transportation, A&amp;S Kinard, Taylor Express</b> , (dry van and refrigerated TL and LTL, flatbed/heavy specialized, expedited, dedicated contract carriage, intermodal/drayage) <b>Servicios de Transportacion Jaguar</b> (dry van TL in Mexico) <b>Celadon Logistics Services</b> (transportation management, warehousing and distribution, product assembly and packaging, freight brokerage) <b>Quality Cos.</b> (equipment leasing and sales) <b>Celadon Driving Academy</b> (driver training) <b>GSM Transportation</b> (industrial maintenance, repair and operations parts delivery and inventory management, 49% ownership)
<b>34</b> 	37	<b>Anderson Trucking Service Inc.</b> St. Cloud, Minn. Rollie Anderson, Chairman and CEO Jacob Wood, President Brent Anderson, COO Paul Pfeiffer, CFO <a href="http://www.atsinc.com">www.atsinc.com</a>	\$1,032,144 <b>\$880,820</b>	17.2	NA <b>NA</b>	NA	1,410 <b>1,430</b>	584 company-owned tractors 1,788 owner-operator tractors 6,300 trailers	<b>ATS Specialized, New Energy Transport, Warren Transport, Midwest Specialized Transportation, Waylon Transport</b> (flatbed/heavy specialized, intermodal) <b>ATS Inc.</b> (dry van TL) <b>ATS Logistics Services</b> (transportation management, freight brokerage, warehousing and consolidation, packaging, pilot car services) <b>ATS Maritime</b> (heavy specialized, project management, intermodal, air and ocean freight forwarding, customs brokerage) <b>Sureway Transportation Co.</b> (freight sales) <b>SunBelt Xpress</b> (transportation of furniture, residential and commercial delivery, expedited, LTL, freight brokerage, includes operations of Northwest Furniture Express acquired in October 2016) <b>Iowa Loading Service, National Specialized Services</b> (logistics services) <b>Competitive Equipment Leasing</b> (equipment leasing) <b>Transportation Trucking Insurance Co.</b> (insurance)

<sup>1</sup> Celadon Group revenue and net income is for 12 months ended Dec. 31, 2016, and Dec. 31, 2015

NA = Not Applicable or Not Available

Rank 2016	Rank 2015	Company	Revenue (000)	% Change	Net Income (000)	% Change	Employees	Equipment	Operating Units (Description of Services)
<b>35</b>	33	<b>Crete Carrier Corp.</b> Lincoln, Neb. Tonn Ostergard, Chairman and CEO Tim Aschoff, President and COO <a href="http://www.cretecarrier.com">www.cretecarrier.com</a>	\$1,030,000 \$1,014,000	1.6	NA NA	NA	5,500 NA	5,130 company-owned tractors 12,883 trailers	<b>Crete Carrier Corp.</b> (dry van TL, dedicated contract carriage) <b>Shaffer Trucking</b> (refrigerated TL, dedicated contract carriage) <b>Hunt Transportation</b> (flatbed/heavy specialized)
									
<b>36</b>	Not Ranked	<b>Cardinal Logistics Holdings</b> Concord, N.C. (Centerbridge Partners) Vin McLoughlin, Chairman Tom Hostetler, CEO Jerry Bowman, President and COO Michael Roberts, CFO <a href="http://www.cardlog.com">www.cardlog.com</a>	\$1,000,600 \$935,000	7.0	NA NA	NA	4,642 NA	103 company-owned tractors 2,476 lease-to-own tractors 441 owner-operator tractors 161 straight trucks 9,725 trailers 3 containers	<b>Cardinal Logistics Management</b> (dedicated contract carriage, dry van and refrigerated TL and LTL, freight brokerage) <b>Greatwide Truckload Management</b> (flatbed/heavy specialized) <b>Greatwide Distribution Management</b> (warehousing and distribution, order fulfillment, product assembly, returned goods management) <b>Am-Can Transport Service</b> (dry van and refrigerated TL and LTL, expedited, freight brokerage)
									
<b>37</b>	35	<b>Forward Air Corp.</b> Greeneville, Tenn. Nasdaq: FWRD Bruce Campbell, Chairman, President and CEO Michael Morris, CFO Matthew Jewell, President, Logistics Chris Ruble, President, Expedited Services <a href="http://www.forwardair.com">www.forwardair.com</a>	\$982,530 \$959,125	2.4	\$27,670 \$55,575	-50.2	3,689 3,439	695 company-owned tractors 240 lease-to-own tractors 4,868 trailers	<b>Forward Air Inc.</b> (air/expedited, dry van and refrigerated TL and LTL, consolidation, customs brokerage, dedicated contract carriage, freight brokerage) <b>Forward Air Solutions Inc.</b> (pool distribution) <b>Central States Trucking Co., Central States Logistics</b> (intermodal/dragage, transloading, warehousing, includes operations of Atlantic Trucking Co. acquired in April)
									
<b>38</b>	36	<b>KLLM Transport Services</b> Jackson, Miss. (Duff Brothers Capital) Jim Richards, President and CEO Terry Thornton, CFO <a href="http://www.kllm.com">www.kllm.com</a>	\$937,000 \$910,000	3.0	NA NA	NA	NA NA	3,815 company-owned tractors 5,300 trailers	<b>KLLM Inc.</b> (refrigerated TL, dedicated contract carriage, intermodal) <b>KLLM Logistics Services</b> (expedited TL and LTL, airfreight, commercial delivery, freight brokerage) <b>Frozen Food Express</b> (refrigerated LTL, dedicated contract carriage) <b>KLLM Driving Academy</b> (driver training)
									
<b>39</b>	34	<b>Lynden Inc.</b> Anchorage, Alaska Jim Jansen, Chairman Jon Burdick, President and CEO Alexander McKallor, COO Brad McKeown, CFO <a href="http://www.lynden.com">www.lynden.com</a>	\$925,000 \$975,000	-5.1	NA NA	NA	2,800 2,800	654 company-owned tractors 114 owner-operator tractors 1 straight truck 2,889 trailers 22,022 containers	<b>Lynden Transport</b> (dry van, refrigerated and flatbed TL, LTL) <b>Brown Line</b> (refrigerated TL) <b>LTI Inc.</b> (liquid and dry bulk) <b>Alaska West Express</b> (chemical and petroleum tank, intermodal, dry bulk, flatbed/heavy specialized, oil field services) <b>Lynden International</b> (air and ocean freight forwarding, customs brokerage, warehousing and distribution, returned goods management, commercial and residential delivery, trade show exhibits) <b>Alaska Marine Lines</b> (barge) <b>Lynden Air Cargo</b> (airfreight) <b>Lynden Logistics</b> (transportation management, dedicated contract carriage) <b>Lynden Training Center</b> (hazardous materials response training)
									

NA = Not Applicable or Not Available









Rank 2016	Rank 2015	Company	Revenue (000)	% Change	Net Income (000)	% Change	Employees	Equipment	Operating Units (Description of Services)
<b>40</b> <b>RUAN</b>	38	<b>Ruan</b> Des Moines, Iowa John Ruan III, Chairman Ben McLean, CEO Dan Van Alstine, President and COO Steve Wood, CFO <a href="http://www.ruan.com">www.ruan.com</a>	\$813,288 \$869,214	-6.4	NA NA	NA	5,546 5,558	3,425 company-owned tractors 68 straight trucks 8,165 trailers	<b>Ruan Dedicated Contract Transportation</b> (dedicated contract carriage, dry van TL, liquid and dry bulk, commercial delivery) <b>Ruan Supply Chain Solutions</b> (transportation management, freight brokerage, warehousing and distribution, product assembly and packaging, freight payment and audit, yard management, order fulfillment, returned goods management, commercial and residential delivery) <b>Ruan Transport Corp.</b> (liquid and dry bulk, chemical tank) <b>Ruan Truck and Trailer Sales</b> (equipment sales)
<b>41</b> <b>Atlas</b>	39	<b>Atlas World Group</b> Evansville, Ind. Glen Dunkerson, Chairman Jack Griffin, CEO Don Breivogel Jr., CFO <a href="http://www.atlasworldgroupinc.com">www.atlasworldgroupinc.com</a>	\$795,239 \$845,100	-5.9	NA \$8,200	NA	NA 674	4 company-owned tractors 2,155 owner-operator tractors 1,612 straight trucks	<b>Atlas Van Lines</b> (household goods, commercial and industrial moving and storage, high-value goods, store fixtures, trade-show exhibits, electronics and fine art, dry van TL) <b>Atlas Van Lines International</b> (air and ocean freight forwarding, military and government moving and storage) <b>Avail Move Management, Cornerstone Relocation Group</b> (relocation and move- management services) <b>Atlas Logistics</b> (transportation management, freight brokerage) <b>Titan Global Distribution</b> (project management, warehousing, commercial delivery and installation services) <b>Atlas World-Class Travel</b> (travel and lodging services) <b>Atlas Terminal Co.</b> (equipment sales and repair, financial services)
<b>42</b> <b>DASEKE</b>	44	<b>Daseke Inc.</b> Addison, Texas Nasdaq: DSKE Don Daseke, Chairman, President and CEO Scott Wheeler, CFO <a href="http://www.daseke.com">www.daseke.com</a>	\$770,000 \$721,000	6.8	(\$8,700) NA	NA	3,400 3,014	3,500 company-owned tractors 7,300 trailers	<b>Boyd Bros. Transportation, WTI Transport, Mid Seven Transportation, Central Oregon Truck Co., Hornady Transportation</b> (flatbed/heavy specialized) <b>E.W. Wylie Corp., J. Grady Randolph Inc., Lone Star Transportation, Smokey Point Distributing</b> (flatbed/heavy specialized, LTL, freight brokerage) <b>Big Freight Systems</b> (flatbed/heavy specialized in Canada, acquired in May) <b>Shilli Cos.</b> (flatbed/heavy specialized, warehousing and distribution, equipment leasing, acquired in May) <b>Bulldog Hiway Express</b> (flatbed/heavy specialized, drayage) <b>Boyd Logistics</b> (freight brokerage)
<b>43</b> <b>QD</b> Quality Distribution	Not Ranked	<b>Quality Distribution Inc.</b> Tampa, Fla. (Apax Partners) Gary Enzor, Chairman and CEO Joseph Troy, CFO Randy Strutz, President, Quality Carriers Anthony Morsovillo, President, Boasso America Corp. <a href="http://www.qualitydistribution.com">www.qualitydistribution.com</a>	\$758,000 \$798,000	-5.0	NA NA	NA	NA NA	NA	<b>Quality Carriers Inc.</b> (chemical tank, liquid and dry bulk) <b>Quality Transport</b> (chemical tank, acquired in December 2016) <b>QC Energy Resources</b> (oil, sand, water and production fluid transport for oil and gas drilling) <b>Quality Transload &amp; Terminals</b> (transloading) <b>Boasso America</b> (intermodal tank, container storage, shipping, maintenance and repair) <b>QD Risk Services</b> (insurance claims management)
<b>44</b> <b>CENTRAL TRANSPORT</b>	Not Ranked	<b>Central Transport International</b> <sup>1</sup> Warren, Mich. (CenTra Inc.) Manuel Moroun, Chairman, President and CEO Matthew Moroun, Vice Chairman <a href="http://www.centraltransportint.com">www.centraltransportint.com</a>	\$703,000 \$675,000	4.1	NA NA	NA	NA NA	3,180 company-owned tractors 149 straight trucks 6,543 trailers	<b>Central Transport</b> (regional and interregional LTL, long-haul, cross-docking, pool distribution, customized supply chain)

<sup>1</sup> Central Transport International revenue is provided by S.J. Consulting Group.

NA = Not Applicable or Not Available

TRANSPORT TOPICS Top 100 For-Hire Carriers is sponsored online by EFS and TMW






In cooperation with:  ARMSTRONG & ASSOCIATES, INC.

Rank 2016	Rank 2015	Company	Revenue (000)	% Change	Net Income (000)	% Change	Employees	Equipment	Operating Units (Description of Services)
<b>45</b>	42	<b>Trimac Transportation Inc.</b> Calgary, Alberta Jeff McCaig, Chairman Matt Faure, CEO William Marchbank, COO Scott Calver, CFO <a href="http://www.trimac.com">www.trimac.com</a> 	\$700,000 \$756,000	-7.4	NA NA	NA	3,400 3,262	900 company-owned tractors 900 owner-operator tractors 2,400 trailers	<b>Trimac Transportation Services</b> (chemical and petroleum tank, liquid and dry bulk, pressurized gases in Canada and the United States) <b>National Tank Services</b> (tank cleaning, equipment maintenance) <b>Bulk Plus Logistics</b> (transportation management, warehousing, freight brokerage, bulk transfer and storage, inventory management)
<b>46</b>	47	<b>Marten Transport Ltd.</b> Mondovi, Wis. Nasdaq: MRTN Randolph Marten, Chairman and CEO Timothy Kohl, President James Hinnendael, CFO <a href="http://www.marten.com">www.marten.com</a> 	\$671,144 \$664,994	0.9	\$33,464 \$35,745	-6.4	3,622 3,577	2,785 company-owned tractors 63 owner-operator tractors 4,854 trailers	<b>Marten Transport</b> (refrigerated and dry van TL, dedicated contract carriage, intermodal/dragage, freight brokerage) <b>MW Logistics</b> (freight brokerage, liquid and dry bulk, 45% ownership)
<b>47</b>	43	<b>Covenant Transportation Group</b> Chattanooga, Tenn. Nasdaq: CVTI David Parker, Chairman and CEO Joey Hogan, President and COO Richard Cribbs, CFO <a href="http://www.covenanttransport.com">www.covenanttransport.com</a> 	\$670,651 \$724,240	-7.4	\$16,835 \$42,085	-60.0	4,400 4,400	2,181 company-owned tractors 135 lease-to-own tractors 219 owner-operator tractors 7,389 trailers	<b>Covenant Transport</b> (dry van TL, expedited, dedicated contract carriage) <b>Southern Refrigerated Transport</b> (refrigerated and dry van TL, intermodal/dragage) <b>Star Transportation</b> (dry van TL) <b>Covenant Transport Solutions</b> (freight brokerage) <b>Transport Financial Solutions</b> (accounts receivable financing) <b>Transport Enterprise Leasing</b> (equipment leasing and sales, 49% ownership)
<b>48</b>	42	<b>Jack Cooper Holdings Corp.</b> Kansas City, Mo. Sarah Amico, Chairman Michael Riggs, CEO Kyle Haulotte, CFO Kirk Hay, CIO <a href="http://www.jackcooper.com">www.jackcooper.com</a> 	\$667,849 \$728,589	-8.3	NA NA	NA	NA 3,895	2,119 company-owned tractors 2,126 trailers	<b>Jack Cooper Transport</b> (vehicle hauling) <b>Jack Cooper Logistics</b> (transportation management, vehicle inspections, rail and yard management, port services, ocean shipping)
<b>49</b>	46	<b>Stevens Transport</b> Dallas Steve Aaron, Chairman and CEO Todd Aaron, Vice Chairman Clay Aaron, President <a href="http://www.stevenstransport.com">www.stevenstransport.com</a> 	\$662,450 \$671,110	-1.3	\$77,990 \$89,130	-12.5	2,703 2,792	1,895 company-owned tractors 795 lease-to-own tractors 3,795 trailers	<b>Stevens Transport</b> (refrigerated and dry van TL, intermodal, dedicated contract carriage, transloading, transportation management)
<b>50</b>	48	<b>Pitt Ohio</b> Pittsburgh Charles Hammel III, President Jim Fields, COO Scott Sullivan, CFO and CIO Geoffrey Muessig, CMO <a href="http://www.pittohio.com">www.pittohio.com</a> 	\$649,972 \$619,736	4.9	NA NA	NA	3,178 3,169	866 company-owned tractors 451 straight trucks 2,072 trailers	<b>Pitt Ohio</b> (regional and interregional LTL, expedited, assembly and distribution, warehousing, supply chain consulting, information technology) <b>Pitt Ohio Ground</b> (package delivery) <b>ECM Transport</b> (dry van TL, 51% ownership)

NA = Not Applicable or Not Available

TRANSPORT TOPICS Top 100 For-Hire Carriers is sponsored online by EFS and TMW

In cooperation with:  ARMSTRONG & ASSOCIATES, INC.







Rank 2016	Rank 2015	Company	Revenue (000)	% Change	Net Income (000)	% Change	Employees	Equipment	Operating Units (Description of Services)
<b>51</b> 	45	<b>Day &amp; Ross Transportation</b> <sup>1</sup> Hartland, New Brunswick (McCain Foods Ltd.) Bill Doherty, President and CEO Kevin Chase, CFO <a href="http://www.dayrossgroup.com">www.dayrossgroup.com</a>	\$640,515 \$710,914	-9.9	NA NA	NA	1,829 1,793	258 company-owned tractors 1,273 owner-operator tractors 381 straight trucks 4,010 trailers	<b>Day &amp; Ross Freight</b> (national and international LTL, dry van and refrigerated TL, consolidation, commercial delivery, cross-border services, expedited, dangerous goods) <b>Day &amp; Ross Supply Chain and Trade Networks</b> (transportation management, air and ocean freight forwarding, intermodal/drayage, project management, warehousing and distribution, plant relocation services, freight brokerage) <b>Day &amp; Ross Dedicated Logistics</b> (dedicated contract carriage, warehousing and distribution) <b>Sameday Worldwide</b> (expedited, air and ground package delivery, order fulfillment, residential delivery)
<b>52</b> 	41	<b>Heartland Express Inc.</b> North Liberty, Iowa Nasdaq: HTLD Michael Gerdin, Chairman, President and CEO John Cosaert, CFO <a href="http://www.heartlandexpress.com">www.heartlandexpress.com</a>	\$612,937 \$736,345	-16.8	\$56,386 \$73,056	-22.8	3,600 4,200	5,049 company-owned tractors 15,218 trailers	<b>Heartland Express</b> (dry van and refrigerated TL, dedicated contract carriage, freight brokerage)
<b>53</b> 	50	<b>AAA Cooper Transportation Inc.</b> Dothan, Ala. G. Mack Dove, Chairman Reid Dove, President and COO Charles Coggins, CFO <a href="http://www.aaacooper.com">www.aaacooper.com</a>	\$605,538 \$595,368	1.7	NA NA	NA	4,600 5,000	2,400 company-owned tractors 6,000 trailers	<b>AAA Cooper Transportation</b> (regional and interregional LTL and TL, tank/bulk, dedicated contract carriage, port services, freight brokerage, ocean freight forwarding, truck maintenance and repair)
<b>54</b> 	49	<b>Suddath</b> Jacksonville, Fla. Steve Suddath, Chairman Mike Brannigan, President and CEO Kevin Gannon, CFO Len O'Neill, CIO <a href="http://www.suddath.com">www.suddath.com</a>	\$550,000 \$600,000	-8.3	NA NA	NA	NA 2,150	NA	<b>Suddath Relocation Systems, Suddath International</b> (household goods, commercial and industrial moving and storage) <b>Suddath Workplace Solutions</b> (office moving and relocation management services, includes assets of Graebel Van Lines acquired in March) <b>Suddath Global Logistics</b> (supply chain consulting, transportation management, air and ocean freight forwarding, warehousing and distribution, order fulfillment, commercial and residential delivery, trade show exhibits and high-value products transportation, returned goods management) <b>Suddath Government Services</b> (government and military commercial and residential relocation) <b>Lexicon Relocation</b> (move management and real estate services)
<b>55</b> 	52	<b>Western Express Inc.</b> Nashville, Tenn. Donna Wise, Chairman Paul Wieck, CEO and President Robert Stachura, COO Richard Prickett, CFO <a href="http://www.westernexp.com">www.westernexp.com</a>	\$527,909 \$520,079	1.5	\$38,334 NA	NA	3,000 3,275	2,430 company-owned tractors 152 owner-operator tractors 7,366 trailers	<b>Western Express</b> (dry van and flatbed TL, expedited, intermodal/drayage, freight brokerage, yard management, dedicated contract carriage)

<sup>1</sup> Day & Ross Transportation revenue is for 12 months ended June 30, 2016, and June 30, 2015.

NA = Not Applicable or Not Available

TRANSPORT TOPICS Top 100 For-Hire Carriers is sponsored online by EFS and TMW

In cooperation with: 

Rank 2016	Rank 2015	Company	Revenue (000)	% Change	Net Income (000)	% Change	Employees	Equipment	Operating Units (Description of Services)
<b>56</b> 	54	<b>United Road</b> Romulus, Mich. (Charlesbank Capital Partners) Kathleen McCann, Chairman and CEO Mark Anderson, President and COO Eric Mikesell, CFO <a href="http://www.unitedroad.com">www.unitedroad.com</a>	\$525,000 \$500,000	5.0	NA NA	NA	1,700 1,700	1,200 company-owned tractors 635 owner-operator tractors 1,200 trailers	<b>United Road Premier Vehicle Transport</b> (vehicle hauling) <b>United Road Alaska Vehicle Transport</b> (vehicle hauling in Alaska) <b>United Road Specialty Vehicle Transport/Pilot Transport</b> (enclosed vehicle hauling) <b>United Road My Vehicle Transport</b> (consumer vehicle hauling)
<b>56</b> 	Not Ranked	<b>OnTrac Inc.</b> <sup>1</sup> Chandler, Ariz. Robert Humphrey Jr., COO Matthew Fagnano, General Manager <a href="http://www.ontrac.com">www.ontrac.com</a>	\$525,000 \$441,000	19.0	NA NA	NA	NA NA	55 company-owned tractors 9 straight trucks 571 trailers	<b>OnTrac</b> (time-definite parcel delivery in eight Western states, international mail distribution, warehousing and distribution, packing and storage services)
<b>58</b> 	51	<b>Mullen Group Ltd.</b> <sup>2</sup> Okotoks, Alberta TSX: MTL Murray Mullen, Chairman, President and CEO Stephen Clark, CFO <a href="http://www.mullen-group.com">www.mullen-group.com</a>	\$520,272 \$559,477	-7.0	NA NA	NA	3,267 3,407	1,168 company-owned tractors 653 owner-operator tractors 362 straight trucks 4,998 trailers 473 containers	<b>Mullen Trucking</b> (dry van TL and LTL, flatbed/heavy specialized) <b>Cascade Carriers</b> (dry bulk) <b>Bernard Transport, Gardewine Group, Grimshaw Trucking, Jay's Transportation Group, Courtesy Freight Systems, Hi-Way 9 Group</b> (regional LTL) <b>Caneda Transport</b> (dry van TL and LTL) <b>Payne Transportation</b> (dry van TL and LTL, flatbed/heavy specialized) <b>Tenold Transportation</b> (dry van TL and LTL, warehousing, cable cutting and reel services) <b>Kleysen Group</b> (dry van TL, intermodal) <b>Smook Contractors Ltd.</b> (construction services, aggregate hauling)
<b>59</b> 	59	<b>Evans Network of Cos.</b> Schuylkill Haven, Pa. (Calera Capital) Albert Evans Jr., Chairman Matthew Bates, President and CEO Brian Frey, CFO <a href="http://www.evansdelivery.com">www.evansdelivery.com</a>	\$505,000 \$457,000	10.5	NA NA	NA	320 300	40 company-owned tractors 325 lease-to-own tractors 3,500 owner-operator tractors 650 trailers	<b>Ace Drayage, Allegient Intermodal, All Points Transport, Catfish Container, Century Express, Compass Intermodal, Evans Delivery Co., FIT Transportation, Hale Intermodal Trucking, Land Transportation, Phoenix Transit &amp; Logistics, CTI Commercial Transport, Drayage Express, Madaris Transportation, Orion Intermodal Services, Pierside Intermodal, Polaris Intermodal, Regan Intermodal, 61 Transport, West Contract Services</b> (intermodal/drayage, dry van TL) <b>DM Transportation</b> (inbound transportation management) <b>West Motor Freight</b> (dry van TL, flatbed, freight brokerage)
<b>60</b> 	58	<b>Dayton Freight Lines Inc.</b> Dayton, Ohio Thomas Cronin Jr., President Michael Cronin, COO Bryan Brown, CFO <a href="http://www.daytonfreight.com">www.daytonfreight.com</a>	\$498,370 \$462,000	7.9	NA NA	NA	4,010 3,905	1,387 company-owned tractors 103 straight trucks 3,664 trailers	<b>Dayton Freight Lines</b> (regional LTL) <b>Kelley Transportation</b> (dry van TL) <b>Kelley Logistics</b> (freight brokerage)
<b>61</b> 	56	<b>PS Logistics</b> Birmingham, Ala. Scott Smith, CEO Houston Vaughn, President and COO Brian Barze, CFO <a href="http://www.pstrans.com">www.pstrans.com</a>	\$495,300 \$491,000	0.9	NA NA	NA	2,600 1,900	2,247 company-owned tractors 2,359 trailers	<b>P&amp;S Transportation, Blair Logistics, Loudon County Trucking, MTB Transport, Platte River Transport, Red Mountain Transportation, National Strategic Transport</b> (flatbed/heavy specialized) <b>RWH Trucking, Purdy Brothers Trucking</b> (refrigerated TL) <b>TA Services</b> (freight brokerage) <b>Sellers 3PL</b> (transportation management)

<sup>1</sup> OnTrac Inc. revenue is provided by S.J. Consulting Group.

<sup>2</sup> Mullen Group revenue is for trucking operations only.

NA = Not Applicable or Not Available

TRANSPORT TOPICS Top 100 For-Hire Carriers is sponsored online by EFS and TMW

In cooperation with:  ARMSTRONG & ASSOCIATES, INC.



Rank 2016	Rank 2015	Company	Revenue (000)	% Change	Net Income (000)	% Change	Employees	Equipment	Operating Units (Description of Services)
<b>62</b>	57	<b>Canada Cartage System</b> Mississauga, Ontario (Nautic Partners) Jeff Lindsay, President and CEO David Bacon, CFO <a href="http://www.canadacartage.com">www.canadacartage.com</a>	\$452,728 \$466,463	-2.9	NA NA	NA	3,110 4,000	1,409 company-owned tractors 378 lease-to-own tractors 642 owner-operator tractors 338 straight trucks 2,736 trailers	<b>Canada Cartage</b> (dedicated contract carriage, dry van TL and LTL, expedited, home delivery and installation services, drayage, freight management, customs brokerage) <b>Canada Moving</b> (commercial and residential moving and storage) <b>Direct Distribution Centres</b> (warehousing and distribution) <b>Vanguard Global Services</b> (transportation management, information technology, cross-border services, order fulfillment, returned goods management)
<b>63</b>	55	<b>Mercer Transportation Co.</b> Louisville, Ky. James Stone, President Dale Corum, Secretary <a href="http://www.mercer-trans.com">www.mercer-trans.com</a>	\$449,337 \$494,912	-9.2	NA NA	NA	295 312	2,228 owner-operator tractors 2,400 trailers	<b>Mercer Transportation</b> (flatbed/heavy specialized, dry van TL, freight brokerage)
<b>64</b>	69	<b>Dart Transit Co.</b> Eagan, Minn. Donald Oren, Chairman David Oren, President <a href="http://www.dart.net">www.dart.net</a>	\$441,845 \$383,284	15.3	NA \$2,092	NA	1,273 1,266	504 company-owned tractors 1,251 lease-to-own tractors 432 owner-operator tractors 6,963 trailers	<b>Dart Transit Co.</b> (dry van TL, dedicated contract carriage) <b>Dart Intermodal</b> (intermodal/drayage) <b>Dart Advantage Logistics</b> (freight brokerage, transportation management) <b>Dart Advantage Warehousing</b> (warehousing, order fulfillment, assembly and distribution, air and ocean freight forwarding) <b>Dart Portable Storage</b> (trailer storage) <b>Highway Sales Inc.</b> (tractor leasing and sales)
<b>65</b>	63	<b>California Cartage Co.</b> Long Beach, Calif. Robert Curry Sr., CEO Luke Lynch, COO Richard Smith, CFO <a href="http://www.calcartage.com">www.calcartage.com</a>	\$440,000 \$420,000	4.8	NA NA	NA	1,500 NA	NA	<b>California Cartage Express, Container Freight/EIT, K&amp;R Transportation, California Multimodal</b> (drayage, container storage) <b>F&amp;S Distributing</b> (drayage, warehousing and distribution) <b>California Cartage Co., Brookvale International</b> (warehousing and distribution, transloading services) <b>Logistics Services USA</b> (transportation management, intermodal)
<b>66</b>	60	<b>Shevell Group</b> Elizabeth, N.J. Myron Shevell, Chairman and CEO Thomas Connery, President and COO Craig Eisenberg, CFO <a href="http://www.shevellgroup.com">www.shevellgroup.com</a>	\$436,000 \$454,000	-4.0	NA NA	NA	3,895 3,644	1,550 company-owned tractors 115 straight trucks 3,902 trailers	<b>New England Motor Freight</b> (regional LTL and TL, container drayage, cross-border services, consolidation and distribution) <b>Eastern Freightways</b> (dry van, flatbed TL) <b>Carrier Industries</b> (warehousing, dedicated contract carriage) <b>NEMF Logistics, Apex Logistics</b> (transportation management, freight brokerage) <b>NEMF World Transport</b> (air and ocean freight forwarding)
<b>67</b>	62	<b>Cowan Systems</b> Baltimore Joseph Cowan, Chairman and CEO Dennis Morgan, President Joseph Scheiner, CFO <a href="http://www.cowansystems.com">www.cowansystems.com</a>	\$434,018 \$432,000	0.7	NA NA	NA	1,915 1,910	1,311 company-owned tractors 183 lease-to-own tractors 565 owner-operator tractors 5,111 trailers	<b>Cowan Systems</b> (dry van and refrigerated TL, dedicated contract carriage, warehousing, driver leasing) <b>Cowan Intermodal Group</b> (intermodal/drayage) <b>Cowan Logistics</b> (freight brokerage) <b>Transway Solutions</b> (transportation management)

NA = Not Applicable or Not Available

TRANSPORT TOPICS Top 100 For-Hire Carriers is sponsored online by EFS and TMW

In cooperation with:  ARMSTRONG & ASSOCIATES, INC.







Rank 2016	Rank 2015	Company	Revenue (000)	% Change	Net Income (000)	% Change	Employees	Equipment	Operating Units (Description of Services)
<b>68</b>	64	<b>PAM Transport Inc.</b> Tontitown, Ark. Nasdaq: PTSI Matthew Moroun, Chairman Daniel Cushman, President and CEO Allen West, CFO <a href="http://www.pamtransport.com">www.pamtransport.com</a>	\$432,852 \$417,050	3.8	\$11,101 \$21,436	-48.2	2,463 3,049	1,855 straight trucks 5,699 trailers	<b>PAM Transport</b> (dry van TL, intermodal/drayage, expedited, transportation management, cross-border services, freight brokerage)
<b>69</b>	68	<b>Bennett International Group</b> McDonough, Ga. Marcia Taylor, Chairman, President and CEO David Pittman, COO and CFO <a href="http://www.bennettig.com">www.bennettig.com</a>	\$429,616 \$384,418	11.8	NA NA	NA	998 882	76 company-owned tractors 207 lease-to-own tractors 1,055 owner-operator tractors 1,892 trailers	<b>Bennett Motor Express, Ace Doran Hauling &amp; Rigging</b> (flatbed/ heavy specialized) <b>Bennett Truck Transport</b> (manufactured housing and commercial building moving services) <b>Bennett DriveAway</b> (truck, bus and recreational vehicle and RV trailer delivery, power-only hauling service) <b>Bennett Distribution Services</b> (warehousing and distribution, transportation management) <b>Bennett International Transport</b> (air and ocean freight forwarding, customs brokerage) <b>Bennett International Logistics</b> (freight brokerage, supply chain consulting, freight management) <b>Bennett Building Systems</b> (portable storage building systems) <b>Boss Crane &amp; Rigging</b> (heavy lift and rigging services)
<b>70</b>	53	<b>USA Truck</b> Van Buren, Ark. Nasdaq: USAK James Reed, President and CEO Jason Bates, CFO Jim Craig, CCO and President-USAT Logistics <a href="http://www.usa-truck.com">www.usa-truck.com</a>	\$429,099 \$507,934	-15.5	(\$7,699) \$11,069	NA	2,000 2,881	1,415 company-owned tractors 5,605 trailers	<b>USA Truck</b> (dry van TL, dedicated contract carriage) <b>USAT Logistics</b> (freight brokerage, intermodal/drayage)
<b>71</b>	61	<b>TransX Group</b> Winnipeg, Manitoba Louie Tolaini, Chairman, President and CEO Mike Jones, COO James Zacharias, CFO <a href="http://www.transx.com">www.transx.com</a>	\$423,678 \$442,428	-4.2	NA NA	NA	2,617 2,670	645 company-owned tractors 915 owner-operator tractors 4,410 trailers 910 containers	<b>TransX</b> (dry van and refrigerated TL and LTL, intermodal/ drayage, expedited, hazardous materials) <b>CanXpress</b> (refrigerated TL) <b>CanXpress Distribution</b> (refrigerated LTL) <b>DeckX</b> (flatbed) <b>Expert Customs Brokers</b> (customs brokerage) <b>TX Logistics Services</b> (freight brokerage)
<b>72</b>	66	<b>Mesilla Valley Transportation</b> Las Cruces, N.M. Royal Jones, CEO and President Dean Rigg, CFO <a href="http://www.m-v-t.com">www.m-v-t.com</a>	\$402,940 \$397,716	1.3	NA NA	NA	1,900 1,950	1,100 company-owned tractors 300 owner-operator tractors 5,100 trailers	<b>Mesilla Valley Transportation</b> (dry van TL) <b>J.H. Rose Logistics</b> (freight brokerage, warehousing, rail transloading) <b>Mesilla Valley Training Institute</b> (driver training) <b>Global Alternative Fuels</b> (biodiesel) <b>Border International Truck and Trailer Sales</b> (equipment sales)
<b>73</b>	Not Ranked	<b>TMC Transportation</b> <sup>1</sup> Des Moines, Iowa (Annett Holdings Inc.) Harrold Annett, Chairman and CEO <a href="http://www.tmctrans.com">www.tmctrans.com</a>	\$394,000 \$391,000	0.8	NA NA	NA	NA NA	NA	<b>TMC Transportation</b> (flatbed/heavy specialized, dedicated contract carriage)

<sup>1</sup> TMC Transportation revenue is provided by S.J. Consulting Group.

NA = Not Applicable or Not Available

TRANSPORT TOPICS Top 100 For-Hire Carriers is sponsored online by EFS and TMW

In cooperation with:  ARMSTRONG & ASSOCIATES, INC.

Rank 2016	Rank 2015	Company	Revenue (000)	% Change	Net Income (000)	% Change	Employees	Equipment	Operating Units (Description of Services)
<b>74</b> 	65	<b>Bison Transport Inc.</b> Winnipeg, Manitoba Don Steuber, Chairman Rob Penner, President and CEO Trevor Fridfinnson, COO Damiano Coniglio, CFO <a href="http://www.bisontransport.com">www.bisontransport.com</a>	\$375,462 \$406,981	-7.7	NA NA	NA NA	2,559 2,600	719 company-owned tractors 720 owner-operator tractors 4,475 trailers 175 containers	<b>Bison Transport</b> (dry van and refrigerated TL and LTL, dedicated contract carriage, expedited, intermodal, cross-border services, transportation management, warehousing and distribution, freight brokerage) <b>Britton Transport</b> (dry van TL, flatbed, bulk, freight brokerage, warehousing, transloading, trailer rental) <b>Searcy Trucking</b> (flatbed/heavy specialized)
<b>75</b> 	67	<b>Interstate Distributor Co.</b> Tacoma, Wash. (Saltchuk Resources) Marc Rogers, President and CEO Derek VanDomelen, CFO <a href="http://www.intd.com">www.intd.com</a>	\$370,168 \$392,109	-5.6	NA NA	NA NA	2,000 2,035	1,375 company-owned tractors 430 owner-operator tractors 3,900 trailers	<b>Interstate Distributor Co.</b> (dry van and refrigerated TL, dedicated contract carriage, intermodal, transportation management) <b>Interstate Distributor Logistics</b> (freight brokerage)
<b>76</b> 	70	<b>Roehl Transport Inc.</b> Marshfield, Wis. Everett Roehl, Chairman Richard Roehl, President, CEO and COO Stephen Wykle, CFO <a href="http://www.roehl.jobs">www.roehl.jobs</a>	\$355,323 \$374,156	-5.0	NA NA	NA NA	2,485 2,540	1,791 company-owned tractors 154 lease-to-own tractors 50 owner-operator tractors 7 straight trucks 4,898 trailers	<b>Roehl Transport</b> (dry van TL, flatbed/heavy specialized, dedicated contract carriage) <b>Roehl Refrigerated Transport</b> (refrigerated TL, warehousing) <b>Roehl Logistics</b> (freight brokerage) <b>Roehl Cold Storage</b> (warehousing)
<b>77</b> 	94	<b>Central Freight Lines Inc.</b> <sup>1</sup> Waco, Texas Don Orr, President and CEO Tom Botsios, COO Todd Miltzer, CFO <a href="http://www.centralfreight.com">www.centralfreight.com</a>	\$347,800 \$205,000	69.7	NA NA	NA NA	NA NA	897 company-owned tractors 230 owner-operator tractors 125 straight trucks 7,852 trailers	<b>Central Freight Lines</b> (regional and interregional LTL, warehousing and distribution) <b>Wilson Trucking Corp.</b> (regional LTL, acquired in February)
<b>78</b> 	73	<b>A. Duie Pyle Inc.</b> West Chester, Pa. Peter Latta, Chairman and CEO Randy Swart, COO Kurt Christensen, CFO <a href="http://www.aduiepyle.com">www.aduiepyle.com</a>	\$346,000 \$325,384	6.3	NA NA	NA NA	2,800 2,600	945 company-owned tractors 31 straight trucks 2,225 trailers	<b>A. Duie Pyle LTL Solutions</b> (regional LTL) <b>A. Duie Pyle Warehouse &amp; Distribution</b> (warehousing, assembly and distribution, transloading) <b>A. Duie Pyle Truckload Solutions</b> (dry van TL, freight brokerage) <b>A. Duie Pyle Custom Dedicated</b> (dedicated contract carriage)
<b>79</b> 	78	<b>Black Horse Carriers Inc.</b> Carol Stream, Ill. Kenneth Landego, CEO Ken Thomson, CFO <a href="http://www.blackhorsecarriers.com">www.blackhorsecarriers.com</a>	\$337,500 \$278,341	21.3	NA NA	NA NA	2,625 2,300	1,520 company-owned tractors 144 straight trucks 3,000 trailers	<b>Black Horse Carriers</b> (dedicated contract carriage, commercial delivery)

<sup>1</sup> Central Freight Lines 2016 revenue includes operations of Wilson Trucking Corp. acquired in February.

NA = Not Applicable or Not Available







Rank 2016	Rank 2015	Company	Revenue (000)	% Change	Net Income (000)	% Change	Employees	Equipment	Operating Units (Description of Services)
<b>80</b>	74	<b>Maverick USA Inc.</b> North Little Rock, Ark. Steve Williams, Chairman and CEO John Culp, President Doug Richey, COO Debbie Mitchell, CFO <a href="http://www.maverickusa.com">www.maverickusa.com</a>	\$334,953 \$314,722	6.4	NA NA	NA	2,119 2,034	1,590 company-owned tractors 85 owner-operator tractors 2,453 trailers	<b>Maverick Transportation</b> (flatbed/heavy specialized, dry van TL, refrigerated TL and LTL) <b>Maverick Logistics</b> (freight brokerage, dedicated contract carriage, warehousing) <b>Maverick Leasing</b> (equipment sales and leasing)
<b>81</b>	71	<b>Epes Carriers Inc.</b> Greensboro, N.C. Alvin Bodford, Chairman and CEO Britt Colley, President and COO Richard Kuehn, CFO <a href="http://www.epescarriers.com">www.epescarriers.com</a>	\$332,073 \$332,276	-0.1	\$24,333 \$27,524	-11.6	1,535 1,542	1,012 company-owned tractors 190 owner-operator tractors 5 straight trucks	<b>Epes Transport System</b> (dry van TL, dedicated contract carriage) <b>Epes Logistics Services</b> (freight brokerage, transportation management)
<b>82</b>	75	<b>Dicom Transportation Group</b> Montreal (Wind Point Partners) Scott Dobak, CEO Andrew Grant, CFO Nic Simard, President, Canada Kirk Serjeantson, CIO <a href="http://www.dicom.com">www.dicom.com</a>	\$320,700 \$313,000	2.5	NA NA	NA	NA NA		<b>Dicom Transportation Group</b> (expedited, package/courier, LTL and dry van TL, freight management, commercial and residential delivery, warehousing and distribution)
<b>83</b>	72	<b>Cassens Transport</b> Edwardsville, Ill. Richard Suhre, President and CEO, Jim Walker, COO <a href="http://www.cassens.com">www.cassens.com</a>	\$317,557 \$327,206	-2.9	NA NA	NA	1,419 1,327	1,364 company-owned tractors 1,364 trailers	<b>Cassens Transport Co.</b> (vehicle hauling)
<b>84</b>	80	<b>IMC Cos.</b> Memphis, Tenn. Mark George, Chairman Mike Baker, CFO Joel Tracy, CIO <a href="http://www.imccompanies.com">www.imccompanies.com</a>	\$293,000 \$273,000	7.3	NA NA	NA	1,875 1,826	275 company-owned tractors 190 lease-to-own tractors 1,050 owner-operator tractors 91 trailers	<b>Atlantic Intermodal Services, DNJ Intermodal Services, Gulf Intermodal Services, Ohio Intermodal Services</b> (intermodal/dragage, transloading, warehousing) <b>Intermodal Cartage Co.</b> (dragage, dedicated contract carriage, container storage) <b>National Drayage Services</b> (dragage, port services) <b>Progressive Transportation Services</b> (dragage, transloading, warehousing) <b>IMC Global Solutions</b> (freight brokerage, ocean freight forwarding, customs brokerage)
<b>85</b>	76	<b>Koch Companies Inc.</b> Minneapolis Randy Koch and Dave Koch, Chairmen Scott Shephard, CEO Sue Norris, CFO <a href="http://www.kochcompanies.com">www.kochcompanies.com</a>	\$280,000 \$290,000	-3.4	NA NA	NA	1,150 1,300	911 company-owned tractors 74 lease-to-own tractors 16 owner-operator tractors 250 straight trucks 5,250 trailers 60 containers	<b>Stan Koch &amp; Sons Trucking</b> (dry van TL, flatbed/heavy specialized, dedicated contract carriage, boat transportation, intermodal dragage) <b>Koch NationalLease, United Trailer Leasing</b> (equipment leasing and rental, contract maintenance) <b>Koch Logistics, GW Transportation, JBS Warehousing and Logistics, DDMI</b> (freight brokerage, transportation management, warehousing and distribution) <b>Koch Maritime</b> (ocean freight forwarding) <b>Koch Industries</b> (sourcing, product merchandising)

NA = Not Applicable or Not Available

TRANSPORT TOPICS Top 100 For-Hire Carriers is sponsored online by EFS and TMW

2015 numbers printed in red



Rank 2016	Rank 2015	Company	Revenue (000)	% Change	Net Income (000)	% Change	Employees	Equipment	Operating Units (Description of Services)
<b>86</b> 	Not Ranked	<b>The Dependable Cos.</b> Los Angeles Ron Massman, CEO Bob Massman, Vice President Joe Finney, COO Michael Dougan, CFO <a href="http://www.godependable.com">www.godependable.com</a>	\$278,000 \$276,500	0.5	NA NA	NA NA	NA NA	321 company-owned tractors 82 straight trucks 1,220 trailers	<b>Dependable Highway Express</b> (dry van and refrigerated TL and LTL, dedicated contract carriage, transloading and consolidation, drayage) <b>Dependable Hawaiian Express, Dependable Global Express</b> (air and ocean freight forwarding) <b>Dependable Distribution Centers</b> (warehousing and distribution) <b>Dependable Logistics Solutions</b> (supply chain consulting, transportation management, customs brokerage, freight brokerage)
<b>87</b> 	91	<b>Transport Investments Inc.</b> Pittsburgh Douglas McAdams, President Michael Pellicci, CFO <a href="http://www.thetii.com">www.thetii.com</a>	\$276,000 \$215,408	28.1	NA NA	NA NA	200 NA	1,150 owner-operator tractors 2,100 trailers	<b>American Transport Inc., Aetna Freight Lines, Greentree Transportation Co., Jones Motor Co., Hot Shot Express, Jones Motor Express</b> (flatbed/heavy specialized, dry van TL and LTL) <b>American Wind Transport Group</b> (transportation of wind turbines) <b>ATI Trucking</b> (flatbed, transportation of utility poles) <b>Marathon Transport</b> (flatbed, vehicle/drive-away) <b>TII Logistics</b> (transportation management, intermodal, freight brokerage, port services) <b>InTransit</b> (driver qualifications, accounting and finance, freight billing and auditing, safety compliance services) <b>Fleet Solutions</b> (equipment sales and leasing)
<b>88</b> 	Not Ranked	<b>TransAm Trucking Inc.</b> <sup>1</sup> Olathe, Kan. Russ McElliott, President Murray Droescher, CFO <a href="http://www.transamtruck.com">www.transamtruck.com</a>	\$270,000 \$280,000	-3.6	NA NA	NA NA	NA NA	1,144 company-owned tractors 1,818 trailers	<b>TransAm Trucking</b> (refrigerated TL)
<b>89</b> 	82	<b>Challenger Group</b> <sup>2</sup> Cambridge, Ontario Daniel Einwechter, Chairman and CEO Eugene Moser, President, Challenger Motor Freight <a href="http://www.challenger.com">www.challenger.com</a>	\$258,006 \$258,496	-0.2	NA NA	NA NA	NA 1,900	NA	<b>Challenger Motor Freight</b> (dry van TL and LTL, intermodal, drayage) <b>Challenger Logistics</b> (transportation management, intermodal, air and ocean freight forwarding, dedicated contract carriage, warehousing and distribution, customs brokerage) <b>Challenger Special Commodities</b> (flatbed/heavy specialized, waste) <b>Elgin Motor Freight</b> (dry van and refrigerated TL, cross-border services)
<b>90</b> 	83	<b>Trans-System Inc.</b> Cheyney, Wash. James Williams, Chairman and CEO Dennis Williams, President and COO Deanna Adams, CFO <a href="http://www.trans-system.com">www.trans-system.com</a>	\$252,500 \$255,325	-1.1	NA NA	NA NA	1,100 1,100	806 company-owned tractors 215 owner-operator tractors 1,600 trailers	<b>System Transport</b> (flatbed/heavy specialized) <b>T-W Transport Inc.</b> (refrigerated TL) <b>James J. Williams Bulk Service Transport</b> (liquid and dry bulk) <b>Driver Training and Solutions</b> (driver training)
<b>91</b> 	84	<b>Foodliner/Quest Liner</b> Dubuque, Iowa (McCoy Group) Gregory McCoy, CEO Jeff Wesenberg and Carl Recher, COO Tim Stueck, CFO <a href="http://www.truckcountry.com/about-us">www.truckcountry.com/about-us</a>	\$252,275 \$245,152	2.9	NA NA	NA NA	1,261 1,136	960 company-owned tractors 213 owner-operator tractors 2,185 trailers	<b>Foodliner Inc.</b> (dry and liquid bulk) <b>Quest Liner</b> (chemical tank, dry and liquid bulk) <b>Foodliner Mexico</b> (liquid and dry bulk, transloading, warehousing and packaging in Mexico)

<sup>1</sup> TransAm Trucking revenue is provided by S. J. Consulting Group.

<sup>2</sup> Challenger Group revenue is for 12 months ended April 30, 2017, and April 30, 2016.

NA = Not Applicable or Not Available

Rank 2016	Rank 2015	Company	Revenue (000)	% Change	Net Income (000)	% Change	Employees	Equipment	Operating Units (Description of Services)
<b>92</b>	Not Ranked	<b>Hirschbach Motor Lines</b> Dubuque, Iowa Tom Grojean Jr., Chairman Brad Pinchuk, CEO and President Dan Wallace, COO Paul Herzog, CFO <i>hirschbach.com</i>	\$251,697 \$223,708	12.5	NA NA	NA	646 NA	360 company-owned tractors 600 lease-to-own tractors 50 owner-operator tractors	<b>Hirschbach Motor Lines</b> (refrigerated TL and LTL)
<b>93</b>	Not Ranked	<b>United Vision Logistics</b> <sup>1</sup> Lafayette, La. Ronnie Murphy, Chairman Rusty Guilbeau, President and CEO Tim Alguire, CFO <i>uvlogistics.com</i>	\$245,000 \$280,000	-12.5	NA NA	NA	NA NA	1,003 company-owned tractors 267 straight trucks 1,347 trailers	<b>United Vision Logistics</b> (flatbed/heavy specialized, hazardous materials, rig moving, expedited, drayage)
<b>94</b>	Not Ranked	<b>Salmon Cos. Inc.</b> <sup>2</sup> Shreveport, La. Don Salmon, President and CEO, Tom Salmon, COO and CFO <i>salmoncompanies.com</i>	\$241,796 \$229,166	5.5	NA NA	NA	NA NA	713 company-owned tractors 111 straight trucks 1,092 trailers	<b>Salmon Cos.</b> (mail)
<b>95</b>	79	<b>Comcar Industries</b> Auburndale, Fla. Mark Bostick, Chairman Mike Ryan, President and CEO Robert Fox, COO and CFO <i>comcar.com</i>	\$240,054 \$275,165	-12.8	NA NA	NA	NA 2,702	1,290 company-owned tractors 302 owner-operator tractors 4,660 trailers	<b>Commercial Carrier Corp.</b> (dry van TL, flatbed/heavy specialized, dedicated contract carriage, dry bulk, transportation management, warehousing) <b>Coastal Transport</b> (flatbed/heavy specialized) <b>CTL Distribution</b> (chemical tank and dry bulk) <b>Midwest Coast Transport</b> (refrigerated TL)
<b>96</b>	86	<b>John Christner Trucking</b> Sapulpa, Okla. John Christner, CEO Danny Christner, COO Darryl Christner, CFO <i>johnchristner.com</i>	\$239,015 \$244,718	-2.3	\$14,998 \$24,977	-40.0	232 222	814 company-owned tractors 30 owner-operator tractors 1,060 trailers	<b>John Christner Trucking</b> (refrigerated TL, dedicated contract carriage) <b>Three Diamond Leasing</b> (equipment maintenance and repair)
<b>97</b>	89	<b>Martin Transportation Systems</b> Byron Center, Mich. Richard Johnston, President Brett McGovern, COO Scott Benson, CFO <i>mtstrans.com</i>	\$237,500 \$220,000	8.0	NA NA	NA	1,637 1,400	1,100 company-owned tractors 30 owner-operator tractors 2 straight trucks 2,200 trailers	<b>Martin Transportation Systems</b> (dry van TL, dedicated contract carriage) <b>Bay Logistics</b> (warehousing and distribution, packaging and assembly)

<sup>1</sup> United Vision Logistics revenue is provided by S.J. Consulting Group.

<sup>2</sup> Salmon Cos. Inc. revenue is provided by Husch Blackwell based on U.S. Postal Service payments for 12 months ended Sept. 30, 2016.

NA = Not Applicable or Not Available

TRANSPORT TOPICS Top 100 For-Hire Carriers is sponsored online by EFS and TMW

2015 numbers printed in red

Rank 2016	Rank 2015	Company	Revenue (000)	% Change	Net Income (000)	% Change	Employees	Equipment	Operating Units (Description of Services)
<b>98</b>	81	<b>Paschall Truck Lines Inc.</b> Murray, Ky. Randall Waller Sr., CEO Charles Wilson, CFO <i>ptl-inc.com</i>	\$237,311	-8.5	NA	NA	1,872	950 company-owned tractors	<b>Paschall Truck Lines</b> (dry van TL)
			\$259,301		NA		1,810	353 owner-operator tractors 3,101 trailers	<b>Paschall Logistics</b> (freight brokerage)
<b>99</b>	85	<b>Superior Bulk Logistics Inc.</b> Oak Brook, Ill. Richard Lewis, Chairman Leonard Fletcher, CEO Brian Nowak, President-Superior Carriers James Blackmon, President-Carry Transit Timothy McCann, CFO <i>superiorbulklogistics.com</i>	\$233,900	-4.5	\$5,200	-30.7	1,392	1,300 company-owned tractors	<b>Superior Carriers</b> (liquid and dry bulk, chemical tank, transloading)
			\$244,800		\$7,500		1,400	2,100 trailers	<b>Carry Transit</b> (liquid and dry bulk, transloading)
<b>100</b>	94	<b>A&amp;R Logistics</b> Louisville, Ky. (Mason Wells) <i>Mark Holden, CEO</i> <i>Richard Mitchell, President</i> <i>Steve Brantley, COO</i> <i>Anthony Lenhart, CFO</i> <i>drivewithar.com</i>	\$229,258	8.7	NA	NA	1,100	750 company-owned tractors	<b>A&amp;R Transport</b> (dry bulk and dry van TL)
			\$211,000		NA		1,100	150 owner-operator tractors 1,200 trailers	<b>A&amp;R Packaging &amp; Warehousing Services</b> (warehousing and distribution, transloading, packaging) <b>A&amp;R Global Logistics</b> (transportation management, freight brokerage, drayage, freight payment)

**NOTES:**

Revenue and net income for Canadian companies is shown in U.S. dollars at the average rate of exchange during the time period listed. For calendar year 2016, it was \$1=C\$1.3253.

NYSE is New York Stock Exchange, TSX is Toronto Stock Exchange, Nasdaq is Nasdaq National Market.

CEO is chief executive officer, COO is chief operating officer, CFO is chief financial officer, CIO is chief information officer, CMO is chief marketing officer, CSO is chief strategy officer, CCO is chief commercial officer.

## Truckload/Dedicated

	2016 Revenue (000)	2015 Revenue (000)	% change		2016 Revenue (000)	2015 Revenue (000)	% change		2016 Revenue (000)	2015 Revenue (000)	% change		2016 Revenue (000)	2015 Revenue (000)	% change				
<b>1 Swift Truckload</b>	\$3,019,295	\$3,131,771	-3.6	<b>12 Knight Transportation Inc.</b>	\$900,368	\$952,098	-5.4	<b>24 Dart Transit Co.</b>	\$349,031	\$349,456	-0.1	<b>36 Roehl Transport Inc.</b>	\$207,048	\$211,154	-1.9	<b>48 Day &amp; Ross Freight</b>	\$100,433	\$112,324	-10.6
<b>2 Schneider</b>	\$2,090,953	\$1,976,970	5.8	<b>13 Celadon Trucking Services</b>	\$850,000	\$748,337	13.6	<b>25 Black Horse Carriers Inc.</b>	\$337,500	\$278,341	21.3	<b>37 G&amp;P Trucking</b>	\$206,673	\$227,329	-9.1	<b>49 CalArk Inc.</b>	\$99,434	\$124,218	-20.0
<b>3 J.B. Hunt Transport Services Inc.</b>	\$1,920,950	\$1,836,766	4.6	<b>14 Crete Carrier Corp.</b>	\$780,000	\$775,000	0.6	<b>26 Western Express Inc.</b>	\$315,095	\$487,670	-35.4	<b>38 Auto Lineas America</b>	\$169,600	\$184,900	-8.3	<b>50 Auto Lineas Regiomontanas</b>	\$97,600	\$106,400	-8.3
<b>4 Landstar System</b>	\$1,900,406	\$1,894,221	0.3	<b>15 Universal Truckload</b>	\$629,200	\$696,134	-9.6	<b>27 NFI Transportation</b>	\$315,000	\$381,800	-17.5	<b>39 Brown Trucking Co.</b>	\$168,218	\$176,521	-4.7	<b>51 Titanium Transportation Group</b>	\$91,258	\$86,249	5.8
<b>5 Werner Enterprises Inc.</b>	\$1,533,981	\$1,644,874	-6.7	<b>16 Heartland Express Inc.</b>	\$612,937	\$736,345	-16.8	<b>28 Bison Transport Inc.</b>	\$307,628	\$406,981	-24.4	<b>40 Forward Air Corp.</b>	\$164,300	\$153,300	7.2	<b>52 Raven Transport</b>	\$89,000	\$88,950	0.3
<b>6 Penske Logistics</b>	\$1,500,000	\$1,400,000	7.1	<b>17 Ruan</b>	\$524,127	\$521,063	0.6	<b>29 USA Truck</b>	\$295,807	\$356,528	-17.0	<b>41 Marten Transport Ltd.</b>	\$157,370	\$118,272	33.1	<b>53 TransX Group</b>	\$88,972	\$79,593	11.8
<b>7 U.S. Xpress Enterprises</b>	\$1,320,000	\$1,346,000	-1.9	<b>18 Mullen Group Ltd.</b>	\$520,272	\$559,477	-7.0	<b>30 Cowan Systems</b>	\$258,761	\$253,837	1.9	<b>42 Anderson Trucking Service Inc.</b>	\$156,577	\$155,898	0.4	<b>54 Titan Transfer Inc</b>	\$87,808	\$84,002	4.5
<b>8 TFI International</b>	\$1,231,714	\$1,263,357	-2.5	<b>19 Canada Cartage System</b>	\$452,728	\$466,463	-2.9	<b>31 Challenger Motor Freight</b>	\$258,006	\$258,496	-0.2	<b>43 Transportistas Unidos Mexicano</b>	\$141,000	\$153,700	-8.3	<b>55 Grupo TMM / Lacto Comercial Organizada</b>	\$85,800	\$93,500	-8.2
<b>9 Ryder Dedicated Transportation Solutions</b>	\$1,020,895	\$895,538	14.0	<b>20 PAM Transport Inc.</b>	\$432,852	\$417,050	3.8	<b>32 Estenson Logistics</b>	\$250,000	\$226,000	10.6	<b>44 Transportadora Nacional</b>	\$136,100	\$148,400	-8.3	<b>56 Abilene Motor Express</b>	\$85,350	\$86,200	-1.0
<b>10 Cardinal Logistics Management</b>	\$935,000	\$969,000	-3.5	<b>21 Mesilla Valley Transportation</b>	\$402,940	\$397,716	1.3	<b>33 Martin Transportation Systems</b>	\$237,500	\$220,000	8.0	<b>45 Koch Cos. Inc.</b>	\$132,440	\$165,000	-19.7	<b>57 Mercer Transportation Co.</b>	\$83,178	NA	NA
<b>11 CRST International</b>	\$905,000	\$585,587	54.5	<b>22 Covenant Transport</b>	\$375,564	\$398,332	-5.7	<b>34 Paschall Truck Lines Inc.</b>	\$232,896	\$259,301	-10.2	<b>46 Transportes Cuauhtemoc</b>	\$127,200	\$138,700	-8.3	<b>58 J. Rayl Transport</b>	\$76,408	NA	NA
				<b>23 Interstate Distributor Co.</b>	\$370,168	\$392,109	-5.6	<b>35 Epes Carriers Inc.</b>	\$216,652	\$215,979	0.3	<b>47 Trans-Mex Inc.</b>	\$111,000	\$111,000	0	<b>59 System Freight Inc.</b>	\$76,407	\$72,562	5.3

## Intermodal/Drayage

	2016 Revenue (000)	2015 Revenue (000)	% change		2016 Revenue (000)	2015 Revenue (000)	% change		2016 Revenue (000)	2015 Revenue (000)	% change		2016 Revenue (000)	2015 Revenue (000)	% change				
<b>1 J.B. Hunt Intermodal</b>	\$3,796,251	\$3,664,670	3.6	<b>7 Swift Intermodal</b>	\$360,157	\$390,572	-7.8	<b>12 Roadrunner Intermodal Services</b>	\$134,000	\$164,000	-18.3	<b>16 Marten Transport Ltd.</b>	\$71,490	\$76,958	-7.1	<b>20 Canada Drayage</b>	\$27,918	\$9,001	210.2
<b>2 Hub Group</b>	\$2,191,067	\$2,197,268	-0.3	<b>8 IMC Cos.</b>	\$293,000	\$273,000	7.3	<b>13 Landstar System</b>	\$103,721	\$105,347	-1.5	<b>17 Cowan Systems</b>	\$68,070	\$79,420	-14.3	<b>21 Dart Intermodal</b>	\$26,870	\$33,828	-20.6
<b>3 XPO Logistics</b>	\$1,500,000	\$1,500,000	0	<b>9 RoadOne IntermodalLogistics</b>	\$175,000	\$150,000	16.7	<b>14 TransX Group</b>	\$84,736	\$84,015	0.9	<b>18 ASF Intermodal</b>	\$65,000	NA	NA	<b>22 Celadon Group Inc.</b>	\$25,000	\$114,134	-78.1
<b>4 Schneider</b>	\$757,530	\$789,521	-4.1	<b>10 Central States Trucking Co./ Atlantic Trucking Co.</b>	\$166,000	\$104,292	59.2	<b>15 Tiger Cool Express</b>	\$72,000	\$31,000	132.2	<b>19 NFI Industries</b>	\$32,000	NA	NA	<b>23 Bison Transport Inc.</b>	\$15,770	\$17,766	-11.2
<b>5 California Cartage Co.</b>	\$440,000	\$420,000	4.8	<b>11 Universal Intermodal Services</b>	\$141,381	\$147,381	-4.1												
<b>6 Evans Network of Cos.</b>	\$404,000	\$457,000	-11.6																

Total 2016 Revenue

**\$10.9 billion**

Total 2015 Revenue

**\$10.8 billion**

Total change

**0.41%**

Hub Group revenue includes Hub Group Trucking.  
RoadOne IntermodalLogistics revenue is provided by S.J. Consulting Group.

NA = Not Applicable or Not Available

TRANSPORT TOPICS Top 100 For-Hire Carriers is sponsored online by EFS and TMW



## Truckload/Dedicated (Continued)

	2016 Revenue (000)	2015 Revenue (000)	% change		2016 Revenue (000)	2015 Revenue (000)	% change		2016 Revenue (000)	2015 Revenue (000)	% change		2016 Revenue (000)	2015 Revenue (000)	% change
<b>60 SLH Transport</b>	\$71,003	\$114,581	-38.0	<b>66 Freight Exchange</b>	\$60,000	NA	NA	<b>73 Transportes Lopez e Hijos</b>	\$43,400	\$47,300	-8.2	<b>78 Transportes Canales</b>	\$36,500	\$39,800	-8.3
<b>61 Express Tres Fronteras</b>	\$71,000	\$77,400	-8.3	<b>67 Transportes de Nuevo Laredo</b>	\$58,200	\$63,400	-8.2	<b>74 TRACOMEX</b>	\$42,400	\$46,200	-8.2	<b>79 Centauros del Sureste</b>	\$31,700	\$34,500	-8.1
<b>62 Transportes Quintanilla</b>	\$65,100	\$71,000	-8.3	<b>68 Star Transportation</b>	\$53,652	\$50,697	5.8	<b>75 Transportes Elola</b>	\$39,400	\$43,000	-8.4	<b>80 Transportes Unidos Tampiquenos</b>	\$31,600	\$34,400	-8.1
<b>63 Central de Fletes Monterrey / Transportes Gonzalez (Grupo MG)</b>	\$64,100	\$69,900	-8.3	<b>69 Transportes Lar-Mex</b>	\$53,300	\$58,100	-8.3	<b>76 Transportes Internacionales JCV</b>	\$38,400	\$41,900	-8.4	<b>81 Autotransportes Rapidos de Aguascalientes</b>	\$31,400	\$34,200	-8.2
<b>64 Transportadora Egoba</b>	\$62,100	\$67,700	-8.3	<b>70 Fletes Internacionales Coss</b>	\$51,300	\$55,900	-8.2	<b>77 Ryder Capital</b>	\$37,000	\$36,600	1.1	<b>82 Grupo GOR</b>	\$31,200	\$34,000	-8.2
<b>65 Transportes Especializados Antonio de la Torre e Hijos</b>	\$61,200	\$66,700	-8.2	<b>71 Evans Network of Cos.</b>	\$50,500	NA	NA								
				<b>72 Dupre Logistics</b>	\$47,677	NA	NA								
								<b>Total 2016 Revenue</b>				<b>Total 2015 Revenue</b>			<b>Total change</b>
								<b>\$31.4 billion</b>				<b>\$31.8 billion</b>			<b>-1.1%</b>

Swift Transportation revenue includes flatbed/heavy specialized.

Schneider revenue includes flatbed/heavy specialized, refrigerated and tank/bulk.

Werner Enterprises revenue includes flatbed/heavy specialized and refrigerated.

U.S. Xpress Enterprises revenue includes refrigerated, intermodal/drayage.

TFI International revenue includes flatbed/heavy specialized, refrigerated and tank/bulk.

Cardinal Logistics Management Corp. revenue includes flatbed/heavy specialized.

Knight Transportation revenue includes refrigerated and intermodal/drayage.

Universal Truckload revenue includes flatbed/heavy specialized.

Mullen Group revenue includes LTL, intermodal/drayage and tank/bulk.

Canada Cartage System revenue includes LTL, air/expedited and household goods/commercial delivery.

Interstate Distributor Co. revenue includes refrigerated.

Bison Transport revenue includes refrigerated, flatbed/heavy specialized.

Challenger Motor Freight revenue includes LTL, intermodal/drayage, flatbed/heavy specialized, refrigerated and tank/bulk.

Abilene Motor Express revenue is provided by S.J. Consulting Group and includes refrigerated.

Auto Lineas Americas, Transportistas Unidos Mexicano, Transportadora Nacional, Transportes Cuauhtemoc, Transs-Mex Inc., Auto Lineas Regiomontanas Group, Grupo TMM, Express Ters Fronteras, Transportes Quintanilla, Central de Fletes Monterrey, Transportadora Egoba, Transportes de Nuevo Laredo, Transportes Lar-Mex, Fletes Internacionales Coss, Transportes Lopez e Hijos, Tracomex, Transportes Elola, Transportes Internacionales JCV, Ryder Capital, Transportes Canales, Centauros del Sureste, Transportes Unidos Tampiquenos, Autotransportes Rapidos de Aguascalientes, Grupo GOR, Transportes Sultana, Autotransportes Dasa revenue are provided by Armstrong & Associates Inc.

## Tank/Bulk

	2016 Revenue (000)	2015 Revenue (000)	% change		2016 Revenue (000)	2015 Revenue (000)	% change		2016 Revenue (000)	2015 Revenue (000)	% change		2016 Revenue (000)	2015 Revenue (000)	% change
<b>1 Kenan Advantage Group Inc.</b>	\$1,333,736	\$1,378,770	-3.3	<b>9 Ruan</b>	\$179,940	\$202,551	-11.2	<b>17 Slay Transportation Co.</b>	\$91,500	\$104,521	-12.5	<b>19 Genox Transportation Inc.</b>	\$71,365	\$69,701	2.4
<b>2 Quality Distribution Inc.</b>	\$758,000	\$798,000	-5.0	<b>10 Eagle Transport Corp.</b>	\$132,000	\$125,000	5.6	<b>18 Commercial Carrier Corp./CTL Distribution Logistics</b>	\$84,419	\$97,190	-13.1	<b>20 CLI Transport</b>	\$63,613	\$64,139	-0.8
<b>3 Trimac Transportation Services</b>	\$625,000	\$756,000	-17.3	<b>11 Tankstar USA Inc.</b>	\$126,887	\$125,613	1.0	<b>21 Apex Logistics</b>	\$61,000	\$61,641	-1.0	<b>24 Service Transport Co.</b>	\$52,340	\$63,292	-17.3
<b>4 Prime Inc.</b>	\$319,928	\$309,301	3.4	<b>12 Florida Rock &amp; Tank Lines</b>	\$120,172	\$122,882	-2.2								
<b>5 Foodliner/Quest Liner</b>	\$252,275	\$245,152	2.9	<b>13 Martin Transport Inc.</b>	\$119,306	\$151,448	-21.2								
<b>6 Superior Bulk Logistics Inc.</b>	\$233,900	\$244,800	-4.5	<b>14 Miller Transporters Inc.</b>	\$107,149	\$104,129	2.9								
<b>7 A&amp;R Logistics</b>	\$229,258	\$234,000	-2.0	<b>15 Dupre Logistics</b>	\$106,032	\$115,057	-7.8								
<b>8 Groendyke Transport Inc.</b>	\$206,693	\$221,329	-6.6	<b>16 Mission Petroleum Carriers</b>	\$93,560	\$113,150	-17.3								
								<b>Total 2016 Revenue</b>				<b>Total 2015 Revenue</b>			<b>Total change</b>
								<b>\$5.5 billion</b>				<b>\$5.9 billion</b>			<b>-6.0%</b>

Kenan Advantage Group and Dupre Logistics revenue includes freight brokerage.

Quality Distribution Inc. revenue is provided by S.J. Consulting Group.

Trimac Transportation revenue includes flatbed/heavy specialized and intermodal/drayage.

Eagle Transport Corp., Tankstar USA, Miller Transporters, Mission Petroleum Carriers, Slay Transportation Co., Genox Transportation, CLI Transport and Service Transport Co. revenue is provided by Modern Bulk Transporter.

Transportes Auto Tanques Ochoa revenue is provided by Armstrong & Associates Inc.

NA = Not Applicable or Not Available

TRANSPORT TOPICS Top 100 For-Hire Carriers is sponsored online by EFS and TMW

## Less-Than-Truckload

	2016 Revenue (000)	2015 Revenue (000)	% change		2016 Revenue (000)	2015 Revenue (000)	% change		2016 Revenue (000)	2015 Revenue (000)	% change		2016 Revenue (000)	2015 Revenue (000)	% change							
<b>1 FedEx Freight</b>	\$6,352,000	\$6,170,000	2.9	<b>14 AAA Cooper Transportation Inc.</b>	\$518,000	\$595,368	-13.0	<b>26 Carlisle</b>	\$180,000	NA	NA	<b>33 Midwest Motor Express</b>	\$95,400	\$93,000	2.6							
<b>2 YRC Worldwide</b>	\$4,697,500	\$4,832,400	-2.8	<b>15 Dayton Freight Lines</b>	\$489,277	\$452,817	8.1	<b>27 Ward Transport &amp; Logistics Corp.</b>	\$153,000	\$166,944	-8.4	<b>34 Servicio de Transportacion Jaguar</b>	\$88,800	\$96,800	-8.3							
<b>3 XPO Logistics</b>	\$3,445,300	\$3,600,000	-4.3	<b>16 Roadrunner Freight</b>	\$461,000	\$515,000	-10.5	<b>28 Forward Air Solutions</b>	\$148,600	\$129,988	14.3	<b>35 Transportadora Hercel / Transportadores Unidos (Grupo Transportes)</b>	\$84,900	\$92,500	-8.2							
<b>4 Old Dominion Freight Line Inc.</b>	\$2,991,517	\$2,972,442	0.6	<b>17 New England Motor Freight</b>	\$398,000	\$388,000	2.6	<b>29 Wilson Trucking Corp.</b>	\$141,800	\$147,550	-3.9	<b>36 Dependable Highway Express</b>	\$77,373	\$75,000	3.2							
<b>5 UPS Freight</b>	\$2,736,000	\$2,881,000	-5.0	<b>18 Pitt Ohio</b>	\$397,000	\$396,000	0.3	<b>30 Lakeville Motor Express</b>	\$126,000	\$120,000	5.0	<b>37 Landstar System</b>	\$74,530	\$80,687	-7.6							
<b>6 Estes Express Lines</b>	\$2,400,000	\$2,367,000	1.4	<b>19 A. Duie Pyle Inc.</b>	\$290,000	\$281,554	3.0	<b>31 Consolidated Fastfrate</b>	\$111,371	\$103,171	7.9	<b>38 Transportes Comandos del Norte</b>	\$59,200	\$64,500	-8.2							
<b>7 ABF Freight</b>	\$1,916,394	\$1,918,450	-0.1	<b>20 Day &amp; Ross Freight</b>	\$249,673	\$270,148	-7.6	<b>32 TransX Group</b>	\$97,446	\$92,859	4.9	<b>39 Peninsula Truck Lines</b>	\$56,896	\$54,939	3.6							
<b>8 R+L Carriers</b>	\$1,429,000	\$1,429,000	0	<b>21 Autotransportes de Carga Tresguerras</b>	\$217,000	\$236,500	-8.2	<b>Total 2016 Revenue</b>			<b>Total 2015 Revenue</b>			<b>Total change</b>								
<b>9 Saia Inc.</b>	\$1,218,481	\$1,221,311	-0.2	<b>22 Transportes Castores de Baja California</b>	\$207,200	\$225,800	-8.2	<b>\$35.6 billion</b>			<b>\$35.9 billion</b>			<b>-1.02%</b>								
<b>10 Southeastern Freight Lines</b>	\$975,884	\$955,052	2.2	<b>23 Central Freight Lines Inc.</b>	\$206,000	\$205,000	0.5	FedEx Freight revenue is for 12 months ended Feb. 28, 2017, and Feb. 29, 2016, and includes FedEx Custom Critical.														
<b>11 Averitt Express Inc.</b>	\$717,000	\$702,000	2.1	<b>24 Daylight Transport</b>	\$195,000	\$192,000	1.6	YRC Freight revenue includes YRC Freight, YRC Reimer, New Penn, Holland and Reddaway.														
<b>12 Central Transport International</b>	\$703,000	\$675,000	4.1	<b>25 Oak Harbor Freight Lines Inc.</b>	\$194,000	\$186,974	3.8	Old Dominion Freight Line revenue includes truckload, air/expedited and intermodal/drayage.														
<b>13 TFI International</b>	\$610,263	\$691,014	-11.7					Estes Express Line revenue includes truckload/dedicated and freight forwarding.														
								Saia Inc. revenue includes truckload/dedicated, freight brokerage and logistics services.														
								R+L Carriers, Averitt Express, Central Transport International, AAA Cooper Transportation, Pitt Ohio, A. Duie Pyle Inc., New England Motor Freight, Daylight Transport, Lakeville Motor Express, Ward Transport and Wilson Trucking Co. revenue are provided by S.J. Consulting Group.														
								Autotransportes de Carga Tresguerras, Transportes Castores de Baja California, Servicio de Transportacion Jaguar, Transportes Comandos del Norte, Transportes Fema, Fletes El Duero, Transportes del Valle, Transportes Leon-Mexico and Fletes y Materiales Forsis revenue are provided by Armstrong & Associates Inc.														

## Mail

	2016 Revenue (000)	2015 Revenue (000)	% change		2016 Revenue (000)	2015 Revenue (000)	% change		2016 Revenue (000)	2015 Revenue (000)	% change		2016 Revenue (000)	2015 Revenue (000)	% change							
<b>1 FedEx Corp.</b>	\$1,678,856	\$1,371,942	22.4	<b>6 United Airlines Inc.</b>	\$161,131	\$196,698	-18.1	<b>12 Southern Mail Service Inc.</b>	\$77,275	\$38,159	102.5	<b>16 Tracie McCormick Inc.</b>	\$41,559	\$34,883	19.1							
<b>2 Salmon Cos. Inc.</b>	\$241,796	\$229,166	6.0	<b>7 Postal Fleet Services Inc.</b>	\$100,892	\$53,247	89.5	<b>13 Delta Air Lines Inc.</b>	\$72,009	\$93,439	-22.9	<b>17 Alan Ritchey Inc.</b>	\$41,376	\$31,610	30.9							
<b>3 Hoovestol Inc./Beam Brothers Trucking Inc.</b>	\$191,952	\$168,216	14.1	<b>8 Matheson Trucking Inc.</b>	\$96,360	\$80,188	20.2	<b>14 Bancroft and Sons Transportation</b>	\$69,502	\$57,185	21.5	<b>18 B&amp;B Trucking Inc.</b>	\$38,316	\$31,630	21.1							
<b>4 Eagle Express Lines Inc.</b>	\$178,603	\$140,228	27.4	<b>9 Midwest Transport Inc.</b>	\$91,194	\$74,578	22.3	<b>15 Beco Inc.</b>	\$43,446	\$40,556	7.1	<b>19 Sodrel Truck Lines Inc.</b>	\$31,683	\$32,952	-3.9							
<b>5 UPS Inc.</b>	\$168,963	\$153,873	9.8	<b>10 American Airlines Inc.</b>	\$86,349	\$81,944	5.4	<b>Total 2016 Revenue</b>			<b>Total 2015 Revenue</b>			<b>Total change</b>								
				<b>11 Kalitta Air</b>	\$78,464	\$96,666	-18.8	<b>\$3.6 billion</b>			<b>\$3.1 billion</b>			<b>15.75%</b>								
								Revenue for all carriers reflects direct payments from the U.S. Postal Service for the 12 months ended Sept. 30, 2016 and reported by Hirsch & Blackwell.														

NA = Not Applicable or Not Available

TRANSPORT TOPICS Top 100 For-Hire Carriers is sponsored online by EFS and TMW

## Refrigerated

	2016 Revenue (000)	2015 Revenue (000)	% change		2016 Revenue (000)	2015 Revenue (000)	% change		2016 Revenue (000)	2015 Revenue (000)	% change		2016 Revenue (000)	2015 Revenue (000)	% change	
<b>1 C.R. England Inc.</b>	\$1,304,898	\$1,397,626	-6.6	<b>10 Shaffer Trucking</b>	\$210,000	\$207,000	1.4	<b>19 Decker Truck Line Inc.</b>	\$104,000	NA	NA	<b>24 Day &amp; Ross Transportation</b>	\$62,450	\$72,513	-13.9	
<b>2 Prime Inc.</b>	\$1,060,815	\$1,025,576	3.4	<b>11 May Trucking</b>	\$199,601	\$200,619	-0.5	<b>20 Midwest Coast Transport</b>	\$84,018	\$111,506	-24.7	<b>25 Cowan Systems</b>	\$38,881	\$32,616	19.2	
<b>3 KLLM Transport Services</b>	\$937,000	\$910,000	3.0	<b>12 Roadrunner Temperature Controlled</b>	\$171,000	\$175,000	-2.3	<b>21 Freymiller Inc.</b>	\$84,000	\$93,000	-9.7	<b>26 Roehl Refrigerated Transport</b>	\$36,213	\$35,928	0.8	
<b>4 Stevens Transport</b>	\$662,450	\$671,110	-1.3	<b>13 Southern Refrigerated Transport</b>	\$167,662	\$195,545	-14.3	<b>22 Continental Express</b>	\$80,000	\$69,000	15.9	<b>27 Trans-System Inc.</b>	\$35,300	\$33,075	6.7	
<b>5 Marten Transport Ltd.</b>	\$375,851	\$398,361	-5.6	<b>14 Frialsa Logística</b>	\$127,100	\$138,500	-8.2	<b>23 Bay &amp; Bay Transportation</b>	\$74,808	\$70,269	6.5	<b>28 Maverick USA Inc.</b>	\$33,495	\$29,277	14.4	
<b>6 Swift Refrigerated</b>	\$341,280	\$380,251	-10.2	<b>15 CanXpress</b>	\$122,867	\$150,343	-18.3	<b>Total 2016 Revenue</b>			<b>Total 2015 Revenue</b>			<b>Total change</b>		
<b>7 TransAm Trucking Inc.</b>	\$270,000	\$280,000	-3.6	<b>16 J&amp;R Schugel Trucking Inc.</b>	\$114,000	\$122,000	-6.6	<b>\$7.4 billion</b>			<b>\$7.6 billion</b>			<b>-2.80%</b>		
<b>8 Hirschbach Motor Lines</b>	\$251,697	\$223,708	12.5	<b>17 National Carriers</b>	\$108,000	\$105,000	2.9	<p>C.R. England Inc. revenue includes intermodal/drayage.            KLLM Inc. includes truckload/dedicated and LTL.            TransAm Trucking, J&amp;R Schugel Trucking and Freymiller Trucking revenue are provided by S.J. Consulting Group.            Frialsa Logística and Transportes Garza Leal revenue are provided by Armstrong &amp; Associates Inc.</p>								
<b>9 John Christner Trucking</b>	\$236,625	\$244,718	-3.3	<b>18 WEL Cos.</b>	\$106,250	\$109,000	-2.5									

## Flatbed/Heavy Specialized

	2016 Revenue (000)	2015 Revenue (000)	% change		2016 Revenue (000)	2015 Revenue (000)	% change		2016 Revenue (000)	2015 Revenue (000)	% change		2016 Revenue (000)	2015 Revenue (000)	% change	
<b>1 Landstar System</b>	\$963,649	\$1,109,356	-13.1	<b>9 Bennett International Group</b>	\$271,616	\$244,149	11.3	<b>18 Farren International/EZE Trucking</b>	\$110,000	\$80,000	37.5	<b>22 Super Transporte Internacional</b>	\$50,000	\$50,000	0	
<b>2 Daseke Inc.</b>	\$770,000	\$612,000	25.8	<b>10 Transport Investments Inc.</b>	\$269,667	\$215,408	25.2	<b>19 Roadmaster Group Inc.</b>	\$100,000	NA	NA	<b>23 Express Anáhuac</b>	\$48,300	\$52,700	-8.3	
<b>3 Anderson Trucking Service Inc.</b>	\$520,678	\$367,971	41.5	<b>11 Melton Truck Lines Inc.</b>	\$222,576	\$223,641	-0.5	<b>20 Coastal Transport</b>	\$71,617	\$66,469	7.7	<b>24 Hunt Transportation</b>	\$40,000	\$32,000	25.0	
<b>4 PS Logistics</b>	\$495,300	\$491,000	0.9	<b>12 PGT Holdings</b>	\$214,000	\$200,000	7.0	<b>21 Aveda Transportation</b>	\$55,298	\$79,295	-30.3	<b>25 Decker Truck Line</b>	\$37,000	NA	NA	
<b>5 TMC Transportation</b>	\$394,000	\$391,000	0.8	<b>13 CRST Malone Inc.</b>	\$199,000	\$243,818	-18.4	<b>26 Koch Cos. Inc.</b>	\$27,720	NA	NA	<b>29 Roehl Transport Inc.</b>	\$19,177	\$104,019	-81.6	
<b>6 Mercer Transportation Co.</b>	\$366,158	\$494,912	-26.0	<b>14 Acme Truck Line Inc.</b>	\$173,600	\$282,597	-38.6	<b>Total 2016 Revenue</b>			<b>Total 2015 Revenue</b>			<b>Total change</b>		
<b>7 Maverick USA Inc.</b>	\$301,458	\$278,584	8.2	<b>15 Western Express Inc.</b>	\$160,984	NA	NA	<b>\$6.15 billion</b>			<b>\$6.20 billion</b>			<b>-0.89%</b>		
<b>8 United Vision Logistics</b>	\$280,000	\$280,000	0	<b>16 Prime Inc.</b>	\$151,545	\$146,511	3.4	<p>Daseke Inc. revenue includes pro forma operations of Schilli Cos. and Big Freight Systems acquired in May and includes freight brokerage.            Mercer Transportation revenue includes truckload/dedicated.            TMC Transportation, United Vision Logistics and Farren International/EZE Trucking are provided by S.J. Consulting Group.            PGT Holdings revenue includes tank/bulk.</p>								
				<b>17 System Transport</b>	\$146,000	\$144,647	0.9									

NA = Not Applicable or Not Available

## Household Goods/Commercial Delivery

	2016 Revenue (000)	2015 Revenue (000)	% change		2016 Revenue (000)	2015 Revenue (000)	% change		2016 Revenue (000)	2015 Revenue (000)	% change		2016 Revenue (000)	2015 Revenue (000)	% change				
<b>1 UniGroup Inc.</b>	\$1,700,000	\$1,700,000	0	<b>6 Two Men and a Truck Movers</b>	\$440,000	\$404,000	8.9	<b>11 Interstate Group</b>	\$93,200	\$95,900	-3.0	<b>12 Stevens Worldwide Van Lines</b>	\$92,500	\$97,728	-5.3	<b>13 Gentle Giant Moving Co.</b>	\$39,800	\$40,600	-2.0%
<b>2 Sirva Inc.</b>	\$1,500,000	\$1,500,000	0	<b>7 CRST Specialized Transportation</b>	\$250,000	\$241,819	3.4	<b>Total 2016 Revenue</b>			<b>Total 2015 Revenue</b>			<b>Total change</b>					
<b>3 XPO Logistics</b>	\$828,200	\$692,800	19.5	<b>8 Wheaton World Wide Moving</b>	\$209,200	\$209,140	4.4	<b>\$6.7 billion</b>			<b>\$6.5 billion</b>			<b>2.75%</b>					
<b>4 Atlas Van Lines</b>	\$795,239	\$724,320	9.8	<b>9 JK Moving Services</b>	\$116,977	\$105,279	11.1%	UniGroup Inc. revenue includes United Van Lines and Mayflower Transit.											
<b>5 Suddath</b>	\$550,000	\$600,000	-8.3	<b>10 ArcBest</b>	\$95,187	\$119,252	-20.2	Sirva Inc. revenue is for 12 months ended June 30, 2015 and includes Allied Van Lines, North American Van Lines and Global Van Lines.											
								Two Men and a Truck Movers revenue reflects systemwide revenue of independent franchise operators.											
								Wheaton World Wide Moving revenue includes Wheaton Van Lines, Bekins Van Lines and Clark & Reid.											

## Package/Courier

	2016 Revenue (000)	2015 Revenue (000)	% change		2016 Revenue (000)	2015 Revenue (000)	% change		2016 Revenue (000)	2015 Revenue (000)	% change		2016 Revenue (000)	2015 Revenue (000)	% change					
<b>1 UPS Inc.</b>	\$50,651,000	\$48,896,000	3.6	<b>3 Purolator Holdings Ltd.</b>	\$1,526,207	\$1,202,828	26.9	<b>5 OnTrac Inc.</b>	\$525,000	\$441,000	19.0	<b>8 Spee Dee Delivery Service</b>	\$126,213	\$137,000	-7.9	<b>10 Transportes Pitic</b>	\$78,900	\$86,000	-8.3	
<b>2 FedEx Corp.</b>	\$44,576,000	\$42,300,000	5.4	<b>4 TFI International</b>	\$1,056,162	\$1,054,882	0.1	<b>6 LaserShip</b>	\$346,000	\$320,000	8.1	<b>9 Golden State Overnight</b>	\$114,000	\$108,000	5.6	<b>11 Auto Express Tijuana México</b>	\$36,200	\$39,500	-8.4	
								<b>7 Lone Star Overnight</b>	\$128,400	\$120,000	7.0	<b>Total 2016 Revenue</b>			<b>Total 2015 Revenue</b>			<b>Total change</b>		
								<b>\$99.0 billion</b>			<b>\$94.6 billion</b>			<b>4.73%</b>						
FedEx Corp. revenue is for 12 months ended Feb. 28, 2017 and Feb. 29, 2016.																				
Purolator Inc. revenue includes LTL.																				
LaserShip, OnTrac Inc., Lone Star Overnight and Golden State Overnight revenue is provided by S.J. Consulting Group.																				
Transportes Pitic and Auto Express Tijuana revenue is provided by Armstrong & Associates Inc.																				

## Air/Expedited

	2016 Revenue (000)	2015 Revenue (000)	% change		2016 Revenue (000)	2015 Revenue (000)	% change		2016 Revenue (000)	2015 Revenue (000)	% change				
<b>1 Roadrunner Express</b>	\$720,000	\$502,000	43.4	<b>4 XPO Logistics</b>	\$253,500	\$246,900	2.7	<b>5 LoadOne</b>	\$97,000	\$96,000	1.0	<b>7 Landstar System</b>	\$20,130	\$27,389	-26.5
<b>2 Forward Air Corp.</b>	\$570,800	\$576,933	-1.1	<b>Total 2016 Revenue</b>			<b>Total 2015 Revenue</b>			<b>Total change</b>					
<b>3 Dicom Transportation Group</b>	\$320,700	\$313,000	2.5	<b>\$2.0 billion</b>			<b>\$1.8 billion</b>			<b>12.48%</b>					
LoadOne revenue is provided by S.J. Consulting Group.															

## Motor Vehicle/Drive Away

	2016 Revenue (000)	2015 Revenue (000)	% change
<b>1 Jack Cooper Transport</b>	\$667,849	\$728,589	-8.3
<b>2 United Road</b>	\$522,911	\$500,000	4.6
<b>3 Cassens Transport</b>	\$317,557	\$327,206	-2.9
<b>4 Bennett Truck Transport/Bennett Drive Away</b>	\$86,897	\$82,770	5.0
<b>Total 2016</b>		<b>\$1.60 billion</b>	
<b>Total 2015</b>		<b>\$1.63 billion</b>	
<b>Total change</b>		<b>-2.65%</b>	

NA = Not Applicable or Not Available



OPTIMIZE. MANAGE. DELIVER.

# WIN

# THE BIG PICTURE.

You've got the right mission. You've got the right vision. Now get the right software, and the world is yours for the taking.

Predictive analytics make decisions more profitable. Streamlined business operations reduce costs.

It's how TMW helps you reach your potential, achieve your business goals and **WIN EVERY TIME.**



[www.tmwsystems.com](http://www.tmwsystems.com) | phone: 1.800.401.6682

**SOFTWARE SOLUTIONS FOR:** TRUCKLOAD | BROKERAGE/3PL | DEDICATED & PRIVATE FLEET | LTL  
 INTERMODAL | FUEL DELIVERY | FINAL MILE | ASSET MAINTENANCE | BUSINESS INTELLIGENCE