

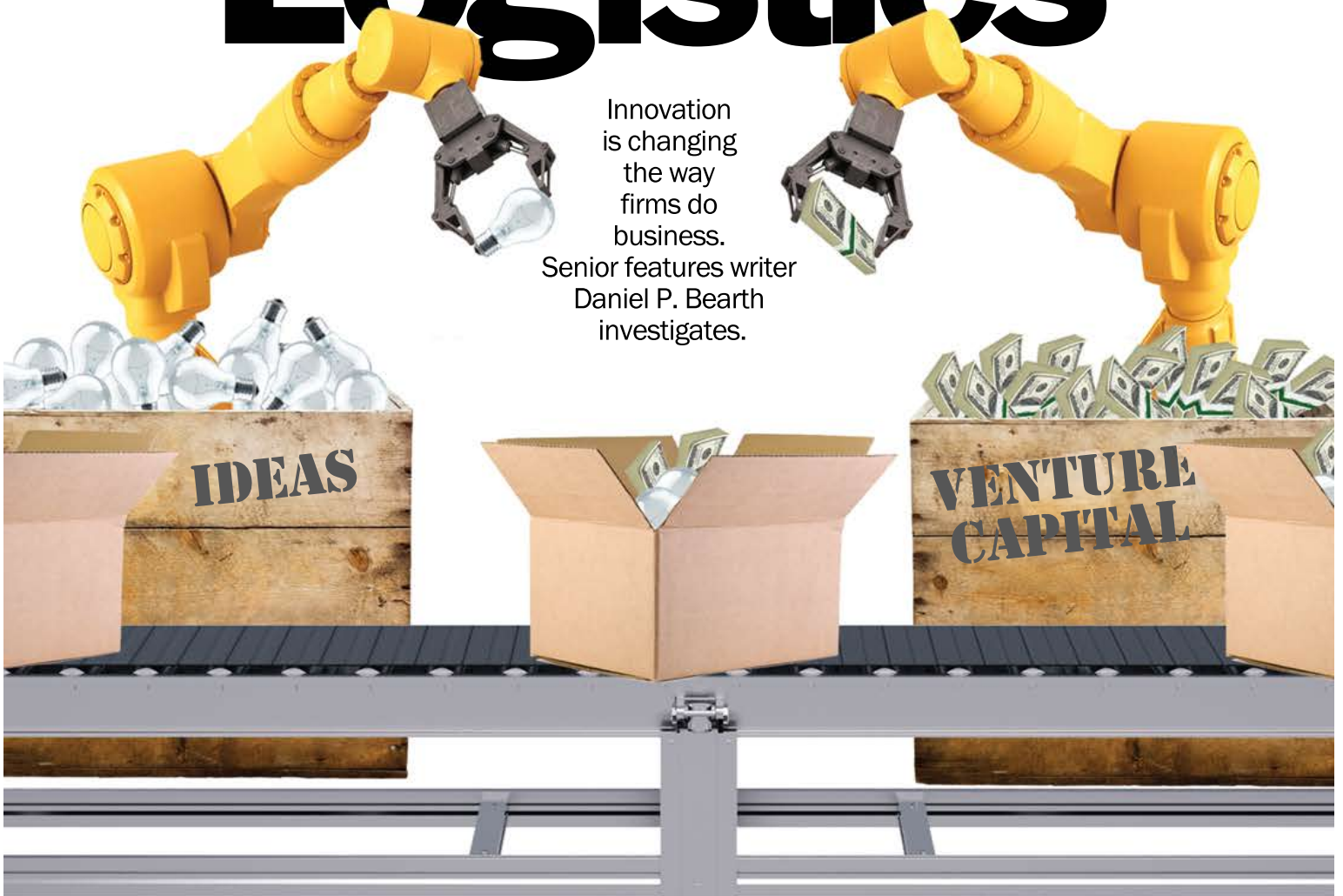
# Transport Topics

2018 **TOP 50** LOGISTICS COMPANIES

# Reinventing Logistics

Innovation  
is changing  
the way  
firms do  
business.

Senior features writer  
Daniel P. Bearth  
investigates.





What drives the nation's leading provider of transportation and workforce solutions?  
**Higher standards.**

There's a wide world of choices in driver recruitment. But when it comes to the things that truly matter, one name stands out. TransForce holds drivers to the highest standards of safety and professionalism, while holding our customer service team to equally high standards for responsiveness. Just a few reasons we're #1 in North America and the perfect partner when your company's destination is success.



# XPO Logistics Takes Its Place at the Top

---

By **Daniel P. Bearth**  
*Senior Features Writer*

---

**A**s companies grow, so do expectations, and XPO Logistics is not taking its newfound status as the largest logistics company in North America for granted.

After a string of high-profile acquisitions pushed XPO to the top of the Transport Topics Logistics 50 list in 2017, the company kept its No. 1 ranking this year by growing its business organically and by effectively cross-selling transportation and logistics services to shippers.

The ranking of third-party logistics companies is based on net revenue, which is total revenue minus the cost of purchased transportation. Logistics services include primarily freight brokerage, warehousing and distribution, dedicated contract carriage and air and ocean freight forwarding.

While more acquisitions are likely on the horizon for XPO, the company also is laying down a marker for logistics companies in terms of investing in technology and nurturing a culture of innovation in its workforce.

XPO spends more than \$450 million a year on technology and employs more than 1,700 technology professionals, including 100 data scientists, to develop new ways of working with a focus on automation, shipment visibility and digital commerce.

Other companies are also using their size and financial resources to enhance service capabilities.

At DHL Supply Chain (No. 3), efforts are focused on providing customers with end-to-end visibility of shipments from the warehouse to final delivery. The company is using augmented reality glasses and robotics in its distribution operations. In March, the company launched Parcel Metro to provide same-day and next-day delivery of goods purchased online using a “virtual network” of local and regional vendors and crowd-sourced drivers and vehicles.

Prior to XPO’s rise to No. 1, DHL and UPS Supply Chain Solutions had traded places at the top of the Top 50 list since the first list was compiled in 2002. UPS

moved up to No. 2 this year, with freight brokerage giant C.H. Robinson Worldwide and Seattle-based freight forwarder Expeditors International of Washington rounding out the top five positions.

In March, FedEx Corp. (No. 8) combined several of its logistics-oriented business units to operate under FedEx Trade Networks. The new business will offer warehousing and service parts distribution, freight brokerage, expedited shipping, cross border services, freight forwarding and supply chain consulting and is headed by Richard Smith, the son of FedEx founder Fred Smith.

Americold Logistics (No. 9) is listed as a publicly traded company this year, a move that company executives attribute, in part, to the need to respond to market changes brought on by a shift toward e-commerce and the need for faster delivery service.

Several companies that specialize in e-commerce fulfillment are represented on the Top 50 list again this year. They include Radial (No. 14), which was acquired by the Belgian postal operator Bpost in November, Ingram Micro Commerce & Lifecycle Services (No. 24) and one company that is making its first appearance on the list.

Visible Supply Chain Management (No. 44), based in Salt Lake City, specializes in parcel shipping and fulfillment. With the acquisition of IntegraCore in October, the company boosted its annual package shipping volume from 55 million to 80 million.

Another company making the Top 50 this year is Averitt Express (No. 48), a regional less-than-truckload carrier that is using its network to provide a wide range of logistics services.

Two companies that appeared on the Top 50 last year are not listed in 2018. One is Estenson Logistics (No. 46 in 2017), a dedicated contract carrier, that was acquired by Hub Group in July. Swift Transportation (No. 15 in 2017) is not listed because relevant data on its dedicated and intermodal operations was not available. Swift merged with truckload carrier Knight Transportation to form Knight-Swift Transportation in September.

---

## ABOUT THE TOP 50 LIST

The 2018 Top 50 Logistics Companies list is a joint project of TRANSPORT TOPICS and Armstrong & Associates Inc.






Logistics is defined as the procurement of transportation for shippers and includes services such as freight brokerage, air and ocean freight forwarding, warehousing and distribution and dedicated contract carriage.

Companies are ranked on the basis of actual or estimated net revenue and include a description of services, names of top executives, key customers and industry expertise.

Senior Features Writer Daniel P. Bearth coordinated the project and was assisted by Brandon Green.

Armstrong & Associates, a leading third-party logistics market research firm, provided revenue estimates and additional data used to rank companies in each of five logistics sectors.

Firms wishing to participate in the 2019 Top 50 list can contact TRANSPORT TOPICS at [tteditor@ttnews.com](mailto:tteditor@ttnews.com).

Rank 2018	Rank 2017	Company	Net Revenue (in millions)	% Change	W		Employees	Industry Expertise/Key Customers	Description of Services
					Gross Revenue (in millions)	% Change			
<b>1</b> 	1	<b>XPO Logistics Inc.</b> Greenwich, Conn. (NYSE: XPO) Bradley Jacobs, Chairman and CEO <a href="http://www.xpo.com">www.xpo.com</a>	\$5,238 <sup>e</sup> <b>\$4,741</b>	10.5	\$9,506 <sup>e</sup> <b>\$8,638</b>	10	NA <b>NA</b>	Aerospace and defense, automotive, building products, chemicals, consumer packaged goods, computers and electronics, durable goods, industrial and manufacturing, fashion and apparel, food and beverage, forest and paper products, government, health care, office equipment, oil and gas, publishing, retail, rubber and plastic products, telecommunications Customers include: NA	Air and ocean freight forwarding, custom brokerage, dedicated contract carriage, freight brokerage, intermodal and drayage, inventory management and packaging, order fulfillment, returned goods management, supply chain consulting, transportation management, warehousing and distribution
<b>2</b> 	3	<b>UPS Supply Chain Solutions</b> Atlanta (UPS Inc.) David Abney, CEO <a href="http://www.ups.com">www.ups.com</a>	\$3,252 <sup>e</sup> <b>\$2,640<sup>e</sup></b>	23.2	\$7,981 <b>\$6,793<sup>e</sup></b>	17.5	NA <b>16,564</b>	Aerospace and defense, automotive, consumer packaged goods, computers and electronics, durable goods, industrial and manufacturing, fashion and apparel, government, health care, retail, telecommunications Customers include: NA	Air and ocean freight forwarding, custom brokerage, dedicated contract carriage, freight brokerage, inventory management and packaging, order fulfillment, returned goods management, supply chain consulting, transportation management, warehousing and distribution
<b>3</b> 	4	<b>DHL Supply Chain</b> Westerville, Ohio (Deutsche Post DHL, Bonn, Germany) Scott Sureddin, CEO, North America <a href="http://www.exel.com">www.exel.com</a>	\$2,415 <sup>e</sup> <b>\$2,310<sup>e</sup></b>	4.5	\$4,390 <sup>e</sup> <b>\$4,200<sup>e</sup></b>	4.5	NA <b>NA</b>	Automotive, chemicals, consumer packaged goods, computers and electronics, durable goods, industrial and manufacturing, food and beverage, health care, retail Customers include: Bayer Healthcare, Chrysler, Coty, Diageo, Campbell's Soup, Rodan + Fields, Lego, General Mills, Nike	Order fulfillment, supply chain consulting, transportation management, warehousing and distribution
<b>4</b>  C.H. ROBINSON	5	<b>C.H. Robinson Worldwide</b> Eden Prairie, Minn. (Nasdaq: CHRW) John Wiehoff, Chairman and CEO <a href="http://www.chrobinson.com">www.chrobinson.com</a>	\$2,368 <b>\$2,278</b>	4	\$14,869 <b>\$13,144</b>	13.1	15,074 <b>14,000</b>	Aerospace and defense, automotive, building products, chemicals, consumer packaged goods, computers and electronics, durable goods, industrial and manufacturing, fashion and apparel, food and beverage, forest and paper products, government, health care, office equipment, oil and gas, publishing, retail, rubber and plastic products, telecommunications Customers include: Microsoft, Walmart, Lowe's, HSNi, Sunny Delight, Evergreen Packaging, Tesco, Coca-Cola, Ocean Spray, Newell Brands	Air and ocean freight forwarding, custom brokerage, dedicated contract carriage, freight brokerage, intermodal and drayage, inventory management and packaging, returned goods management, supply chain consulting, transportation management, warehousing and distribution
<b>5</b> 	6	<b>Expeditors International of Washington</b> Seattle (Nasdaq: EXPD) Jeffrey Musser, President and CEO <a href="http://www.expeditors.com">www.expeditors.com</a>	\$2,319 <b>\$2,164</b>	7.2	\$6,920 <b>\$6,098</b>	13.5	16,944 <b>14,600</b>	Aerospace and defense, automotive, computers and electronics, fashion and apparel, food and beverage, health care, oil and gas, retail Customers include: NA	Air and ocean freight forwarding, cross-border services, custom brokerage, order fulfillment, returned goods management, transportation management, warehousing and distribution

e = estimate

NA = Not Applicable or Not Available

2017 numbers printed in orange

TRANSPORT TOPICS' **Top 50 Logistics Companies** is sponsored online by **TransForce**



Driven By Higher Standards

In cooperation with:  **ARMSTRONG & ASSOCIATES, INC.**



Rank 2018	Rank 2017	Company	Net Revenue (in millions)	% Change	Gross Revenue (in millions)	% Change	Employees	Industry Expertise/Key Customers	Description of Services
<b>6</b>	2	<b>J.B. Hunt Transport Services</b> Lowell, Ark. (Nasdaq: JBHT) John Roberts, President and CEO <a href="http://www.jbhunt.com">www.jbhunt.com</a>	\$2,315 <sup>e</sup> <b>\$2,794<sup>e</sup></b>	-17.1	\$6,828 <b>\$6,181<sup>e</sup></b>	10.5	NA <b>22,172</b>	Aerospace and defense, automotive, building products, chemicals, consumer packaged goods, computers and electronics, durable goods, industrial and manufacturing, fashion and apparel, food and beverage, forest and paper products, government, health care, office equipment, oil and gas, publishing, retail, rubber and plastic products, telecommunications  Customers include: Goodyear, Mondelez Global, Costco, United Natural Foods, The Home Depot, General Mills	Dedicated contract carriage, freight brokerage, intermodal and drayage, supply chain consulting, transportation management
<b>7</b>	7	<b>Ryder Supply Chain Solutions</b> Miami (Ryder System) Robert Sanchez, Chairman and CEO Steve Sensing, President, Global Supply Chain Solutions <a href="http://www.ryder.com">www.ryder.com</a>	\$2,297 <b>\$2,126</b>	8	\$3,066 <b>\$2,659</b>	15.3	NA <b>NA</b>	Aerospace and defense, automotive, building products, consumer packaged goods, computers and electronics, durable goods, industrial and manufacturing, fashion and apparel, food and beverage, forest and paper products, health care, office equipment, oil and gas, publishing, retail, rubber and plastic products, telecommunications  Customers include: NA	Custom brokerage, dedicated contract carriage, freight brokerage, inventory management and packaging, order fulfillment, returned goods management, supply chain consulting, transportation management, warehousing and distribution
<b>8</b>	9	<b>FedEx Corp.</b> Memphis, Tenn. (NYSE: FDX) Richard Smith, CEO, FedEx Trade Networks <a href="http://www.fedex.com">www.fedex.com</a>	\$1,545 <sup>e</sup> <b>\$1,495<sup>e</sup></b>	3.3	\$3,014 <b>\$2,916<sup>e</sup></b>	3.4	NA <b>NA</b>	Automotive, computers and electronics, health care, retail  Customers include: NA	Air and ocean freight forwarding, custom brokerage, order fulfillment, returned goods management, transportation management, warehousing and distribution
<b>9</b>	8	<b>Americold Logistics</b> Atlanta (NYSE: COLD) Fred Boehler, President and COO <a href="http://www.americold.com">www.americold.com</a>	\$1,536 <b>\$1,555</b>	-1.2	NA <b>NA</b>	NA	11,000 <b>11,000</b>	Consumer packaged goods, food and beverage  Customers include: NA	Inventory management and packaging, order fulfillment, returned goods management, supply chain consulting, transportation management, warehousing and distribution
<b>10</b>	14	<b>NFI</b> Cherry Hill, N.J. <i>Sidney Brown, CEO</i> <i>Ike Brown, President and Vice Chairman</i> <i>Jeff Brown, President and Vice Chairman</i> <a href="http://www.nfiindustries.com">www.nfiindustries.com</a>	\$1,468 <b>\$1,100</b>	33.5	\$1,910 <b>\$1,250</b>	52.8	10,000 <b>8,300</b>	Aerospace and defense, automotive, building products, chemicals, consumer packaged goods, computers and electronics, durable goods, industrial and manufacturing, fashion and apparel, food and beverage, forest and paper products, government, office equipment, retail  Customers include: NA	Air and ocean freight forwarding, custom brokerage, dedicated contract carriage, freight brokerage, intermodal and drayage, inventory management and packaging, order fulfillment, returned goods management, supply chain consulting, transportation management, warehousing and distribution
<b>11</b>	11	<b>Kuehne + Nagel Inc.</b> Jersey City, N.J. (Kuehne + Nagel International AG, Feusisberg, Switzerland) Bob Mihok, President, North America <a href="http://www.kn-portal.com">www.kn-portal.com</a>	\$1,379 <b>\$1,263</b>	9.2	\$5,541 <b>\$4,909</b>	12.9	NA <b>NA</b>	Aerospace and defense, automotive, consumer packaged goods, computers and electronics, industrial and manufacturing, food and beverage, forest and paper products, health care, oil and gas, retail  Customers include: NA	Air and ocean freight forwarding, custom brokerage, freight brokerage, supply chain consulting, transportation management, warehousing and distribution

e = estimate

NA = Not Applicable or Not Available  
2017 numbers printed in orange

TRANSPORT TOPICS' **Top 50 Logistics Companies** is sponsored online by **TransForce**



Driven By Higher Standards

In cooperation with: **ARMSTRONG & ASSOCIATES, INC.**









Rank 2018	Rank 2017	Company	Net Revenue (in millions)	% Change	Gross Revenue (in millions)	% Change	Employees	Industry Expertise/Key Customers	Description of Services
<b>12</b>	12	<b>Penske Logistics</b> Reading, Pa. (Penske Truck Leasing Co.) Marc Althen, President <a href="http://www.penskelogistics.com">www.penskelogistics.com</a>	\$1,360 <sup>e</sup> \$1,200 <sup>e</sup>	13.3	\$1,700 \$1,500	13.3	17,900 14,180	Automotive, building products, chemicals, consumer packaged goods, computers and electronics, durable goods, industrial and manufacturing, food and beverage, health care, publishing, retail, rubber and plastic products  Customers include: Kroger, Whirlpool, Toyota Motor Co., Ford Motor Co., Novelis, Delphi, Adient	Air and ocean freight forwarding, custom brokerage, dedicated contract carriage, freight brokerage, inventory management and packaging, supply chain consulting, transportation management, warehousing
<b>13</b>	10	<b>Ceva Logistics</b> Houston (Ceva Group PLC, Hoofddorp, Netherlands) Xavier Urbain, CEO <a href="http://www.cevalogistics.com">www.cevalogistics.com</a>	\$1,155 <sup>e</sup> \$1,490 <sup>e</sup>	-22.5	\$2,331 \$2,320 <sup>e</sup>	0.5	NA NA	Automotive, consumer packaged goods, computers and electronics, industrial and manufacturing, health care, retail  Customers include: NA	Air and ocean freight forwarding, custom brokerage, freight brokerage, order fulfillment, returned goods management, supply chain consulting, transportation management, warehousing and distribution
<b>14</b>	23	<b>Radial</b> King of Prussia, Pa. (bpost, Brussels) Pierre Winand, President Americas <a href="http://www.radial.com/">www.radial.com/</a>	\$1,082 \$800 <sup>e</sup>	35.3	NA NA	NA	6,000 NA	Automotive, building products, consumer packaged goods, computers and electronics, durable goods, fashion and apparel, food and beverage, forest and paper products, office equipment, publishing, retail, rubber and plastic products, telecommunications  Customers include: Ace Hardware, Adidas, Bath & Body Works, Club Monaco, Dick's Sporting Goods, Dockers, DSW, GameStop, Guess, Kenneth Cole, NASCAR, NBA, NFL, PBS, Sony, Speedo, Timberland, Walgreens, Zales	Inventory management and packaging, order fulfillment, returned goods management, supply chain consulting, transportation management, warehousing and distribution
<b>15</b>	12	<b>Geodis</b> Brentwood, Tenn. (Paris) Randy Tucker, CEO and President <a href="http://www.geodis.com">www.geodis.com</a>	\$1,010 \$1,200	-15.8	\$1,297 \$2,200	-41	10,000 10,141	Automotive, building products, chemicals, consumer packaged goods, computers and electronics, durable goods, industrial and manufacturing, fashion and apparel, food and beverage, health care, office equipment, publishing, retail, rubber and plastic products, telecommunications  Customers include: Apple, Nutrisystem, Red Bull, Starbucks, Stitchfix	Air and ocean freight forwarding, custom brokerage, intermodal and drayage, order fulfillment, returned goods management, transportation management, warehousing and distribution
<b>16</b>	16	<b>APL Logistics</b> Scottsdale, Ariz. (Kintetsu World Express, Tokyo) William Villalon, President <a href="http://www.apllogistics.com">www.apllogistics.com</a>	\$1,000 <sup>e</sup> \$1,000 <sup>e</sup>	0	\$1,632 \$1,700 <sup>e</sup>	-4	7,600 7,600	Automotive, consumer packaged goods, industrial and manufacturing, retail  Customers include: AAFES, Asics, Dow Corning, Procter & Gamble, Kellogg, General Motors Co., Dupont, Walmart, Samsung, Netgear, Target, Barilla Pasta	Air and ocean freight forwarding, custom brokerage, dedicated contract carriage, freight brokerage, intermodal and drayage, inventory management and packaging, order fulfillment, returned goods management, supply chain consulting, transportation management, warehousing and distribution

e = estimate

NA = Not Applicable or Not Available







2017 numbers printed in orange

Rank 2018	Rank 2017	Company	Net Revenue (in millions)	% Change	Gross Revenue (in millions)	% Change	Employees	Industry Expertise/Key Customers	Description of Services
<b>17</b> 	18	<b>DB Schenker USA</b> Miami (Deutsche Bahn AG, Essen, Germany) Robert Walpole, CEO <a href="http://www.dbschenkerusa.com">www.dbschenkerusa.com</a>	\$995 <sup>e</sup> \$940 <sup>e</sup>	5.9	\$2,870 <sup>e</sup> \$2,580 <sup>e</sup>	11.2	7,000 NA	Aerospace and defense, automotive, chemicals, computers and electronics, industrial and manufacturing, food and beverage, health care, retail  Customers include: Cisco, Procter & Gamble, Volkswagen Group	Air and ocean freight forwarding, custom brokerage, order fulfillment, transportation management, warehousing and distribution
<b>18</b> 	16	<b>Schneider</b> Green Bay, Wis. (NYSE: SNDR) Chris Lofgren, President and CEO <a href="http://www.schneider.com">www.schneider.com</a>	\$900 <sup>e</sup> \$1,000 <sup>e</sup>	-10	\$2,330 \$2,125 <sup>e</sup>	9.6	NA NA	Automotive, building products, chemicals, consumer packaged goods, computers and electronics, durable goods, industrial and manufacturing, fashion and apparel, food and beverage, forest and paper products, health care, office equipment, oil and gas, publishing, retail, rubber and plastic products  Customers include: NA	Dedicated contract carriage, freight brokerage, intermodal and drayage, inventory management and packaging, order fulfillment, returned goods management, supply chain consulting, transportation management, warehousing and distribution
<b>18</b> 	20	<b>Syncreon Holdings</b> Auburn Hills, Mich. Brian Enright, CEO <a href="http://www.syncreon.com">www.syncreon.com</a>	\$900 \$900 <sup>e</sup>	0	\$1,000 NA	NA	NA NA	Automotive, computers and electronics, telecommunications  Customers include: NA	Inventory management and packaging, order fulfillment, returned goods management, transportation management, warehousing and distribution
<b>18</b> 	20	<b>Lineage Logistics</b> Novi, Mich. (Bay Grove) Greg Lehmkuhl, President and CEO <a href="http://www.lineagelogistics.com">www.lineagelogistics.com</a>	\$900 \$900	0	NA NA	NA	NA NA	Industrial and manufacturing, food and beverage  Customers include: NA	Custom brokerage, dedicated contract carriage, inventory management and packaging, supply chain consulting, warehousing and distribution
<b>21</b> 	22	<b>Werner Global Logistics</b> Omaha, Neb. (Nasdaq: WERN) Derek Leathers, President and CEO <a href="http://www.werner.com">www.werner.com</a>	\$855 \$810	5.6	\$1,211 \$1,156	4.8	5,586 5,142	Automotive, building products, consumer packaged goods, computers and electronics, durable goods, industrial and manufacturing, fashion and apparel, food and beverage, forest and paper products, office equipment, oil and gas, publishing, retail, rubber and plastic products, telecommunications  Customers include: Dollar General, Dollar Tree, The Home Depot, Procter & Gamble, Walmart	Air and ocean freight forwarding, custom brokerage, dedicated contract carriage, freight brokerage, intermodal and drayage, inventory management and packaging, order fulfillment, returned goods management, supply chain consulting, transportation management, warehousing and distribution
<b>22</b> 	25	<b>Ruan</b> Des Moines, Iowa John Ruan III, Chairman Ben McClean, CEO <a href="http://www.ruan.com">www.ruan.com</a>	\$785 <sup>e</sup> \$750 <sup>e</sup>	4.7	\$836 \$796	-25.8	5,362 5,546	Aerospace and defense, automotive, building products, chemicals, consumer packaged goods, durable goods, industrial and manufacturing, food and beverage, forest and paper products, office equipment, retail, rubber and plastic products  Customers include: NA	Dedicated contract carriage, freight brokerage, intermodal and drayage, inventory management and packaging, order fulfillment, returned goods management, supply chain consulting, transportation management, warehousing and distribution

e = estimate

NA = Not Applicable or Not Available

2017 numbers printed in orange

Rank 2018	Rank 2017	Company	Net Revenue (in millions)	% Change	Gross Revenue (in millions)	% Change	Employees	Industry Expertise/Key Customers	Description of Services
<b>23</b> 	24	<b>Neovia Logistics</b> Irvine, Texas (Rhone Capital) Pat Olney, CEO <a href="http://www.neovialogistics.com">www.neovialogistics.com</a>	\$763 <b>\$763</b>	0	NA <b>NA</b>	NA	NA <b>NA</b>	Aerospace and defense, automotive, chemicals, computers and electronics, durable goods, industrial and manufacturing, oil and gas, retail Customers include: NA	Order fulfillment, returned goods management, supply chain consulting, transportation management, warehousing and distribution
<b>24</b> 	34	<b>Ingram Micro Commerce &amp; Lifecycle Services</b> Irvine, Calif. (Ingram Micro Inc.) Ken Beyer, President <a href="http://www.ingrammicrocommerce.com">www.ingrammicrocommerce.com</a>	\$750 <b>\$380<sup>e</sup></b>	97.4	\$800 <b>\$500</b>	60	NA <b>1,989</b>	Consumer packaged goods, computers and electronics, fashion and apparel, retail Customers include: Sphero, Google, Sonos, The Grommet, Peloton, Mattel	Inventory management and packaging, order fulfillment, returned goods management, transportation management, warehousing and distribution
<b>25</b> 	19	<b>Cardinal Logistics Holdings</b> Concord, N.C. (Centerbridge Partners ) Jerry Bowman, President and COO <a href="http://www.cardlog.com">www.cardlog.com</a>	\$723 <b>\$935</b>	-22.7	\$792 <b>\$1,006</b>	-21.3	4,273 <b>4,735</b>	Automotive, building products, chemicals, consumer packaged goods, industrial and manufacturing, food and beverage, forest and paper products, health care, retail Customers include: NA	Dedicated contract carriage, freight brokerage, supply chain consulting, transportation management, warehousing and distribution
<b>26</b> 	26	<b>Kenco Group</b> Chattanooga, Tenn. Denis Reilly, CEO <a href="http://www.kencogroup.com">www.kencogroup.com</a>	\$556 <b>\$571</b>	-2.6	\$605 <b>\$626</b>	-3.4	3,100 <b>5,000</b>	Automotive, building products, consumer packaged goods, computers and electronics, durable goods, industrial and manufacturing, fashion and apparel, food and beverage, forest and paper products, health care, office equipment, publishing, retail, rubber and plastic products Customers include: Mead-Johnson Nutrition, Whirlpool, DuPont, Stryker, Post Holdings, Komatsu	Air and ocean freight forwarding, custom brokerage, dedicated contract carriage, freight brokerage, intermodal and drayage, inventory management and packaging, order fulfillment, returned goods management, supply chain consulting, transportation management, warehousing and distribution
<b>27</b> 	36	<b>Universal Logistics Holdings Inc.</b> Warren, Mich. (Nasdaq: ULH) Jeff Rogers, CEO <a href="http://www.gouts.com">www.gouts.com</a>	\$545 <sup>e</sup> <b>\$355<sup>e</sup></b>	53.5	\$933 <b>\$444<sup>e</sup></b>	110.1	NA <b>NA</b>	Aerospace and defense, automotive, consumer packaged goods, industrial and manufacturing, government, oil and gas, retail Customers include: Cummins, General Motors, Nissan, General Electric, Walmart, Volvo, Case New Holland, Polaris Industries, Boeing	Air and ocean freight forwarding, custom brokerage, dedicated contract carriage, freight brokerage, intermodal and drayage, inventory management and packaging, order fulfillment, returned goods management, supply chain consulting, transportation management, warehousing and distribution
<b>28</b> 	32	<b>DSC Logistics</b> Des Plaines, Ill. Ann Drake, CEO <a href="http://www.dscllogistics.com">www.dscllogistics.com</a>	\$530 <b>\$415<sup>e</sup></b>	27.7	NA <b>NA</b>	NA	NA <b>NA</b>	Consumer packaged goods, computers and electronics, industrial and manufacturing, food and beverage, health care, publishing Customers include: NA	Order fulfillment, supply chain consulting, transportation management, warehousing and distribution

e = estimate

NA = Not Applicable or Not Available  
2017 numbers printed in orange

TRANSPORT TOPICS' **Top 50 Logistics Companies** is sponsored online by  **TransForce**  
Driven By Higher Standards

In cooperation with:  **ARMSTRONG & ASSOCIATES, INC.**



Rank 2018	Rank 2017	Company	Net Revenue (in millions)	% Change	Gross Revenue (in millions)	% Change	Employees	Industry Expertise/Key Customers	Description of Services
<b>29</b> <b>TQL</b>	27	<b>Total Quality Logistics</b> Cincinnati Ken Oaks, CEO <a href="http://www.tql.com">www.tql.com</a>	\$521 \$465	12	\$2,934 \$2,321	26.4	4,200 4,200	Aerospace and defense, automotive, building products, chemicals, consumer packaged goods, computers and electronics, durable goods, industrial and manufacturing, fashion and apparel, food and beverage, forest and paper products, government, health care, office equipment, oil and gas, publishing, retail, rubber and plastic products, telecommunications Customers include: NA	Custom brokerage, freight brokerage, intermodal and drayage, supply chain consulting
<b>30</b> <b>Saddle Creek</b> LOGISTICS SERVICES	30	<b>Saddle Creek Logistics Services</b> Lakeland, Fla. Clifford Otto, CEO <a href="http://www.sclogistics.com">www.sclogistics.com</a>	\$510 \$451	13.1	NA NA	NA	3,100 2,900	Automotive, consumer packaged goods, computers and electronics, fashion and apparel, food and beverage, forest and paper products, health care, office equipment, retail Customers include: Sam's Club, Altria, Pepsi Cola North America, E&G Gallo, Brother International, Lowe's, Procter & Gamble	Custom brokerage, dedicated contract carriage, freight brokerage, intermodal and drayage, inventory management and packaging, order fulfillment, returned goods management, supply chain consulting, transportation management, warehousing and distribution
<b>31</b> <b>U.S. XPRESS, INC.</b>	29	<b>U.S. Xpress Inc.</b> Chattanooga, Tenn. Eric Fuller, CEO <a href="http://www.usxpress.com">www.usxpress.com</a>	\$484 \$453	6.8	\$661 \$604	9.4	3,429 422	Automotive, building products, consumer packaged goods, computers and electronics, durable goods, industrial and manufacturing, fashion and apparel, food and beverage, publishing, retail, telecommunications Customers include: Walmart, Amazon, Procter & Gamble, Dollar General, Family Dollar, Dollar Tree	Cross-border services, dedicated contract carriage, freight brokerage, intermodal and drayage, transportation management, warehousing and distribution
<b>32</b> <b>DSV</b>	31	<b>DSV Americas</b> Clark, N.J. (DSV Air & Sea Holding A/S, Copenhagen, Denmark) Niels Larsen, President, DSV-USA <a href="http://www.us.dsv.com">www.us.dsv.com</a>	\$465 <sup>e</sup> \$420 <sup>e</sup>	10.7	\$2,094 \$1,798	16.5	NA 7,100	Automotive, consumer packaged goods, computers and electronics, industrial and manufacturing, health care Customers include: NA	Air and ocean freight forwarding, custom brokerage, inventory management and packaging, order fulfillment, returned goods management, supply chain consulting, transportation management, warehousing and distribution
<b>33</b> <b>Hub Group</b>	28	<b>Hub Group</b> Oak Brook, Ill. (Nasdaq: HUBG) David Yeager, Chairman and CEO <a href="http://www.hubgroup.com">www.hubgroup.com</a>	\$458 \$455	0.7	\$4,035 \$3,573	12.9	4,000 2,713	Automotive, building products, chemicals, consumer packaged goods, computers and electronics, durable goods, fashion and apparel, food and beverage, forest and paper products, government, office equipment, retail, rubber and plastic products Customers include: NA	Custom brokerage, freight brokerage, intermodal and drayage, supply chain consulting, transportation management

e = estimate

NA = Not Applicable or Not Available  
2017 numbers printed in orange

TRANSPORT TOPICS' **Top 50 Logistics Companies** is sponsored online by **TransForce**



In cooperation with: **ARMSTRONG & ASSOCIATES, INC.**



Driven By Higher Standards

Rank 2018	Rank 2017	Company	Net Revenue (in millions)	% Change	Gross Revenue (in millions)	% Change	Employees	Industry Expertise/Key Customers	Description of Services
<b>34</b>	33	<b>Panalpina Inc.</b> Morristown, N.J. (Panalpina Group, Basel, Switzerland) Stefan Karlen, President and CEO <a href="http://www.panalpina.com">www.panalpina.com</a>	\$436 \$398 <sup>e</sup>	9.5	\$2,381 \$2,411 <sup>e</sup>	-1.2	NA NA	Automotive, chemicals, consumer packaged goods, computers and electronics, industrial and manufacturing, fashion and apparel, health care, retail, telecommunications Customers include: NA	Air and ocean freight forwarding, order fulfillment, returned goods management, supply chain consulting, transportation management, warehousing and distribution
<b>35</b>	37	<b>Black Horse Carriers Inc.</b> Carol Stream, Ill. Kenneth Landego, President and CEO <a href="http://www.blackhorsecarriers.com">www.blackhorsecarriers.com</a>	\$413 \$338	22.2	NA NA	NA	3,150 2,625	Automotive, consumer packaged goods, industrial and manufacturing, fashion and apparel, food and beverage, forest and paper products, health care, office equipment, retail Customers include: NA	Dedicated contract carriage
<b>36</b>	35	<b>TransGroup Global Logistics</b> Seattle Ron Lee, President North America <a href="http://www.transgroup.com">www.transgroup.com</a>	\$405 <sup>e</sup> \$360 <sup>e</sup>	12.5	\$905 \$800	13.1	1,449 1,400	Aerospace and defense, automotive, building products, chemicals, consumer packaged goods, computers and electronics, durable goods, industrial and manufacturing, fashion and apparel, food and beverage, forest and paper products, government, health care, office equipment, oil and gas, publishing, retail, rubber and plastic products Customers include: NA	Air and ocean freight forwarding, custom brokerage, dedicated contract carriage, freight brokerage, intermodal and drayage, inventory management and packaging, order fulfillment, returned goods management, warehousing and distribution
<b>37</b>	42	<b>Preferred Freezer Services</b> Chatham, N.J. John Galihier, CEO <a href="http://www.preferredfreezer.com">www.preferredfreezer.com</a>	\$394 \$286 <sup>e</sup>	37.8	\$394 \$350	12.6	2,213 1,800	Consumer packaged goods, food and beverage Customers include: Ocean Spray, Lamb Weston Logistics, Chicken of The Sea, Aqua Star, Johnsonville	Dedicated contract carriage, freight brokerage, intermodal and drayage, inventory management and packaging, order fulfillment, returned goods management, transportation management, warehousing and distribution
<b>38</b>	40	<b>BDP International</b> Philadelphia Richard Bolte Jr., Chairman and CEO <a href="http://www.bdpinternational.com">www.bdpinternational.com</a>	\$370 <sup>e</sup> \$312	18.6	\$1,300 \$1,900	-31.6	NA NA	Chemicals, consumer packaged goods, health care, oil and gas, retail Customers include: NA	Air and ocean freight forwarding, custom brokerage, order fulfillment, supply chain consulting, transportation management, warehousing and distribution
<b>39</b>	38	<b>Performance Team</b> El Segundo, Calif. Craig Kaplan, CEO Cliff Katab, President <a href="http://www.performanceteam.net">www.performanceteam.net</a>	\$368 \$322	14.3	\$368 \$323	13.9	1,400 NA	Automotive, consumer packaged goods, computers and electronics, fashion and apparel, food and beverage, retail, rubber and plastic products Customers include: Mercedes-Benz, Nike, TJX, Ross Stores, Saks Fifth Avenue	Dedicated contract carriage, intermodal and drayage, inventory management and packaging, order fulfillment, returned goods management, supply chain consulting, transportation management, warehousing and distribution
<b>40</b>	39	<b>Echo Global Logistics</b> Chicago (Nasdaq: ECHO) Douglas Waggoner, Chairman and CEO <a href="http://www.echo.com">www.echo.com</a>	\$339 \$319	6.3	\$1,943 \$1,716	13.2	2,453 2,350	Aerospace and defense, automotive, building products, chemicals, consumer packaged goods, computers and electronics, durable goods, industrial and manufacturing, fashion and apparel, food and beverage, forest and paper products, health care, office equipment, oil and gas, publishing, retail, rubber and plastic products Customers include: NA	Air and ocean freight forwarding, freight brokerage, intermodal and drayage, returned goods management, supply chain consulting, transportation management

e = estimate

NA = Not Applicable or Not Available

2017 numbers printed in orange

Rank 2018	Rank 2017	Company	Net Revenue (in millions)	% Change	Gross Revenue (in millions)	% Change	Employees	Industry Expertise/Key Customers	Description of Services
<b>41</b>	41	<b>Worldwide Express Global Logistics</b> Dallas (Ridgmont Equity Partners) Tom Madine, CEO <a href="http://www.wwex.com">www.wwex.com</a>	\$330 \$298 <sup>e</sup>	10.7	\$1,400 \$1,235	13.4	1,400 NA	NA Customers include: Kraft, Samsung, Hyundai, Natureplex	Custom brokerage, freight brokerage, supply chain consulting, transportation management
<b>42</b>	45	<b>Landstar System</b> Jacksonville, Fla. (Nasdaq: LSTR) Jim Gattoni, President and CEO <a href="http://www.landstar.com">www.landstar.com</a>	\$320 <sup>e</sup> \$270 <sup>e</sup>	18.5	\$1,940 <sup>e</sup> \$1,632 <sup>e</sup>	18.9	NA NA	Aerospace and defense, automotive, building products, chemicals, consumer packaged goods, computers and electronics, durable goods, industrial and manufacturing, fashion and apparel, food and beverage, forest and paper products, government, health care, office equipment, retail, rubber and plastic products Customers include: NA	Air and ocean freight forwarding, custom brokerage, dedicated contract carriage, freight brokerage, intermodal and drayage, supply chain consulting, transportation management
<b>43</b>	44	<b>Burris Logistics</b> Milford, Del. Donnan Burris, CEO <a href="http://www.burrislogistics.com">www.burrislogistics.com</a>	\$271 \$273	-0.7	\$3,396 \$3,629	-6.4	NA NA	Consumer packaged goods, food and beverage, retail Customers include: NA	Dedicated contract carriage, freight brokerage, transportation management, warehousing and distribution
<b>44</b>	Not Ranked	<b>Visible Supply Chain Management</b> Salt Lake City Jared Starling, CEO Casey Adams, President <a href="http://www.visiblescm.com">www.visiblescm.com</a>	\$256 NA	NA	\$286 NA	NA	1,200 NA	NA Customers include: Dean Foods, Plexus, Perfectly Posh, LeVel Brands, Young Living Essential Oils, doTerra	Freight brokerage, order fulfillment, supply chain consulting, transportation management, warehousing and distribution
<b>45</b>	47	<b>Cowan Logistics</b> Baltimore Dennis Morgan, President <a href="http://www.cowansystems.com">www.cowansystems.com</a>	\$254 \$249 <sup>e</sup>	2	\$367 \$345	6.4	1,390 1,253	Automotive, building products, chemicals, consumer packaged goods, computers and electronics, durable goods, industrial and manufacturing, fashion and apparel, food and beverage, forest and paper products, government, health care, office equipment, publishing, retail, rubber and plastic products, telecommunications Customers include: NA	Dedicated contract carriage, freight brokerage, intermodal and drayage, warehousing and distribution
<b>46</b>	49	<b>Transplace</b> Frisco, Texas Frank McGuigan, CEO <a href="http://www.transplace.com">www.transplace.com</a>	\$242 \$221	9.5	\$2,181 \$1,620	34.6	2,050 1,700	Automotive, building products, chemicals, consumer packaged goods, durable goods, industrial and manufacturing, fashion and apparel, food and beverage, forest and paper products, oil and gas, retail, rubber and plastic products Customers include: NA	Air and ocean freight forwarding, custom brokerage, freight brokerage, intermodal and drayage, supply chain consulting, transportation management, warehousing and distribution

e = estimate

NA = Not Applicable or Not Available  
2017 numbers printed in orange

TRANSPORT TOPICS' **Top 50 Logistics Companies** is sponsored online by **TransForce**



In cooperation with: **ARMSTRONG & ASSOCIATES, INC.**



Rank 2018	Rank 2017	Company	Net Revenue (in millions)	% Change	Gross Revenue (in millions)	% Change	Employees	Industry Expertise/Key Customers	Description of Services
<b>47</b>	48	<b>Fidelitone</b> Wauconda, Ill. Josh Johnson, CEO <i>www.fidelitone.com</i>	\$228 \$228	0	\$237 \$239	-0.8	630 760	Building products, consumer packaged goods, computers and electronics, durable goods, industrial and manufacturing, fashion and apparel, food and beverage, health care, office equipment, retail, telecommunications  Customers include: Cincinnati Bell, Best Buy, Ethicon Endo-Surgery, Jerdon Style, Restoration Hardware, Sears, The Home Depot, The Naked Bee, Williams-Sonoma	Dedicated contract carriage, freight brokerage, inventory management and packaging, order fulfillment, returned goods management, transportation management, warehousing and distribution
<b>48</b>	Not Ranked	<b>Averitt Express Inc.</b> Cookeville, Tenn. Gary Sasser, Chairman and CEO <i>www.averittpress.com</i>	\$225 \$130 <sup>e</sup>	73.1	\$287 \$257	11.7	NA NA	Automotive, building products, consumer packaged goods, computers and electronics, durable goods, industrial and manufacturing, fashion and apparel, food and beverage, office equipment, publishing, retail, rubber and plastic products, telecommunications  Customers include: Mercedes-Benz, Dollar General, Trane, Nissan, General Electric, ULine, ZF, Cracker Barrel, Johnson Controls, Walmart	Air and ocean freight forwarding, custom brokerage, dedicated contract carriage, freight brokerage, intermodal and drayage, inventory management and packaging, order fulfillment, returned goods management, supply chain consulting, transportation management, warehousing and distribution
<b>48</b>	43	<b>Toll Global Forwarding</b> Carteret, N.J. (Japan Post Co., Tokyo) Michael Byrne, CEO <i>www.tollgroup.com</i>	\$225 <sup>e</sup> \$285 <sup>e</sup>	-21.1	\$1,160 <sup>e</sup> \$1,448 <sup>e</sup>	-19.9	NA NA	Aerospace and defense, automotive, chemicals, computers and electronics, food and beverage, forest and paper products, government, health care, oil and gas, publishing  Customers include: NA	Air and ocean freight forwarding, custom brokerage, supply chain consulting, transportation management
<b>50</b>	50	<b>Odyssey Logistics &amp; Technology</b> Danbury, Conn. Bob Shellman, President and CEO <i>www.odysseylogistics.com</i>	\$215 <sup>e</sup> \$215 <sup>e</sup>	0	\$650 <sup>e</sup> \$650 <sup>e</sup>	0	NA NA	Chemicals, consumer packaged goods, industrial and manufacturing, food and beverage, health care, retail  Customers include: NA	Air and ocean freight forwarding, freight brokerage, order fulfillment, supply chain consulting, transportation management, warehousing and distribution

e = estimate

NA = Not Applicable or Not Available  
2017 numbers printed in orange

TRANSPORT TOPICS' **Top 50 Logistics Companies** is sponsored online by **TransForce**



Driven By Higher Standards

In cooperation with: **ARMSTRONG & ASSOCIATES, INC.**





# Top Freight Brokerage Firms

Companies are ranked based on net revenue and include a description of the types of freight handled and, if available, the number of loads or shipments, shown in parentheses, for the latest 12-month period.

## 1 C.H. Robinson Worldwide

Net Revenue: \$1.5 billion  
Gross Revenue: \$10.2 billion  
air/expedited, rail intermodal, LTL, dry van truckload, refrigerated, flatbed/heavy haul, bulk/tank

## 2 Total Quality Logistics

Net Revenue: \$521 million  
Gross Revenue: \$2.9 billion  
rail intermodal (6,517), LTL (39,201), dry van truckload (846,715), refrigerated (374,049), flatbed/heavy haul (301,689), bulk/tank (1,431)

## 3 XPO Logistics Inc.

Net Revenue: \$394.5 million  
Gross Revenue: \$2.5 billion  
air/expedited, rail intermodal, LTL, dry van truckload, refrigerated, flatbed/heavy haul

## 4 Echo Global Logistics

Net Revenue: \$339 million  
Gross Revenue: \$1.9 billion  
air/expedited, rail intermodal, LTL, dry van truckload, refrigerated, flatbed/heavy haul, bulk/tank

## 5 Worldwide Express

Net Revenue: \$330 million  
Gross Revenue: \$1.4 billion  
air/expedited (4,000), LTL (1,400,000), dry van truckload (30,000), refrigerated (15,000), flatbed/heavy haul (15,000), parcel (8,500,000)

## 6 Coyote Logistics

Net Revenue: \$305 million  
Gross Revenue: \$2.4 billion  
rail intermodal, LTL, dry van truckload, refrigerated, flatbed/heavy haul

## 7 Landstar System

Net Revenue: \$300 million  
Gross Revenue: \$1.8 billion  
air/expedited, rail intermodal, LTL, dry van truckload, refrigerated, flatbed/heavy haul

## 8 Schneider

Net Revenue: \$180 million  
Gross Revenue: \$1.4 billion  
air/expedited, rail intermodal, LTL, dry van truckload, refrigerated, flatbed/heavy haul, bulk/tank

## 9 Sunteck TTS

Net Revenue: \$164 million  
Gross Revenue: \$920 million  
air/expedited, rail intermodal, LTL, dry van truckload, refrigerated, flatbed/heavy haul

## 10 GlobalTranz Enterprises

Net Revenue: \$151 million  
Gross Revenue: \$854 million  
air/expedited (27,248), rail intermodal (3,855), LTL (1,578,828), dry van truckload (270,221), refrigerated (12,553), flatbed/heavy haul (4,427), bulk/tank (548), parcel (3,067)

## 11 J.B. Hunt Integrated Capacity Solutions

Net Revenue: \$136 million  
Gross Revenue: \$1.0 billion  
air expedited, rail intermodal, LTL, dry van truckload, refrigerated, flatbed/heavy haul, bulk/tank

## 12 Hub Group

Net Revenue: \$121 million  
Gross Revenue: \$1.0 billion  
rail intermodal, LTL, dry van TL, refrigerated, flatbed/heavy haul

## 13 BNSF Logistics

Net Revenue: \$114 million  
Gross Revenue: \$613 million  
air/expedited, rail intermodal, LTL, dry van truckload, refrigerated, flatbed/heavy haul

## 14 KAG Logistics

Net Revenue: \$91.5 million  
Gross Revenue: \$148.4 million  
bulk/tank

## 15 Yusen Logistics (Americas) Inc.

Net Revenue: \$90 million  
Gross Revenue: \$725 million  
air/expedited, rail intermodal, LTL, dry van truckload, refrigerated, parcel

## 16 England Logistics

Net Revenue: \$86.2 million  
Gross Revenue: \$344 million  
rail intermodal (1,659), LTL (69,574), dry van truckload (66,933), refrigerated (34,222), flatbed/heavy haul (6,857), parcel (689,612)

## 17 Transplace

Net Revenue: \$81.5 million  
Gross Revenue: \$664 million  
air/expedited, rail intermodal, LTL, dry van truckload, refrigerated, flatbed/heavy haul, bulk/tank, parcel

## 18 ArcBest Corp.

Net Revenue: \$69 million  
Gross Revenue: \$409 million  
air/expedited, rail intermodal, LTL, dry van truckload, refrigerated, flatbed/heavy haul

## 19 Allen Lund Co.

Net Revenue: \$67 million  
Gross Revenue: \$512 million  
LTL (2,722), dry van truckload (181,163), refrigerated (90,449), flatbed/heavy haul (6,962)

## 20 Redwood Logistics

Net Revenue: \$65 million  
Gross Revenue: \$408.9 million  
air/expedited, rail intermodal, LTL, dry van truckload, refrigerated, flatbed/heavy haul, parcel

## 21 Trinity Logistics

Net Revenue: \$64.9 million  
Gross Revenue: \$426 million  
air/expedited (771), rail intermodal (5,344), LTL (56,000), dry van truckload (63,007), refrigerated (46,121), flatbed/heavy haul (39,998), bulk/tank (4,834)

## 22 ReTrans Inc.

Net Revenue: \$62.2 million  
Gross Revenue: \$364 million  
air/expedited, rail intermodal, LTL, dry van truckload, refrigerated, flatbed/heavy haul, bulk/tank

## 23 Werner Global Logistics

Net Revenue: \$62 million  
Gross Revenue: \$418 million  
air/expedited, rail intermodal, LTL, dry van truckload, refrigerated, flatbed/heavy haul, bulk/tank

## 24 Nolan Transportation Group

Net Revenue: \$60.5 million  
Gross Revenue: \$471 million  
air/expedited, rail intermodal, LTL, dry van truckload, refrigerated, flatbed/heavy haul

## 25 Universal Logistics Holdings Inc.

Net Revenue: \$57 million  
Gross Revenue: \$432 million  
air/expedited, rail intermodal, LTL, dry van truckload, refrigerated, flatbed/heavy haul

## 26 Matson Logistics Services

Net Revenue: \$55 million  
Gross Revenue: \$440 million  
air/expedited, rail intermodal, LTL, dry van truckload, refrigerated, flatbed/heavy haul

## 27 Knight-Swift Transportation

Net Revenue: \$54.8 million  
Gross Revenue: \$349.7 million  
Dry van truckload, refrigerated, rail intermodal

## 28 FLS Transportation Services

Net Revenue: \$51 million  
Gross Revenue: \$344 million  
LTL, dry van truckload, refrigerated, flatbed/heavy haul

## 29 PLS Logistics

Net Revenue: \$42 million  
Gross Revenue: \$420 million  
air/expedited, rail intermodal, LTL, dry van truckload, refrigerated, flatbed/heavy haul, bulk/tank

## 30 ATS Logistics Services

Net Revenue: \$41.2 million  
Gross Revenue: \$300 million  
air/expedited, LTL, dry van truckload, refrigerated, flatbed/heavy haul

## 31 NFI

Net Revenue: \$41 million  
Gross Revenue: \$289 million  
rail intermodal, LTL, dry van truckload, refrigerated

## 32 Choptank Transport

Net Revenue: \$35 million  
Gross Revenue: \$235 million  
air/expedited (1,000), rail intermodal (2,500), LTL (5,000), dry van truckload (50,000), refrigerated (75,000), flatbed/heavy haul (1,000)

## 33 Cornerstone Systems

Net Revenue: \$33 million  
Gross Revenue: \$286 million  
rail intermodal, LTL, dry van truckload, refrigerated, flatbed/heavy haul

## 33 Patterson Cos.

Net Revenue: \$33 million  
Gross Revenue: \$195 million  
LTL, dry van truckload, refrigerated, flatbed/heavy haul

## 33 AFN

Net Revenue: \$33 million  
Gross Revenue: \$209 million  
LTL, dry van truckload, refrigerated

## 33 Strive Logistics

Net Revenue: \$33 million  
Gross Revenue: \$195 million  
LTL, dry van truckload, refrigerated, flatbed/heavy haul

## 37 BlueGrace Logistics

Net Revenue: \$29.7 million  
Gross Revenue: \$188 million  
air/expedited, rail intermodal, LTL, dry van truckload, refrigerated, flatbed/heavy haul

## 38 Integrity Express Logistics

Net Revenue: \$29.3 million  
Gross Revenue: \$245 million  
LTL, dry van truckload, refrigerated, flatbed/heavy haul

## 39 MegaCorp Logistics

Net Revenue: \$27.9 million  
Gross Revenue: \$191 million  
air/expedited, rail intermodal, LTL, dry van truckload, refrigerated, flatbed/heavy haul

## 40 USAT Logistics

Net Revenue: \$26.6 million  
Gross Revenue: \$144 million  
rail intermodal, LTL, dry van truckload

## 41 Radiant Logistics

Net Revenue: \$26.1 million  
Gross Revenue: \$207.3 million  
LTL, dry van truckload, refrigerated

## 42 Scott Logistics Corp.

Net Revenue: \$22 million  
Gross Revenue: \$155 million  
rail intermodal, LTL, dry van truckload, refrigerated

## 43 R2 Logistics

Net Revenue: \$21.4 million  
Gross Revenue: \$144 million  
air/expedited, rail intermodal, LTL, dry van truckload, refrigerated, flatbed/heavy haul

## 44 Arrive Logistics

Net Revenue: \$20 million  
Gross Revenue: \$145 million  
rail intermodal (5,000), LTL (9,000), dry van truckload (80,000), refrigerated (10,000), flatbed/heavy haul (10,000)

## 44 Diversified Transportation Services

Net Revenue: \$20 million  
Gross Revenue: \$130 million  
air/expedited, rail intermodal, LTL, dry van truckload, refrigerated, flatbed/heavy haul, bulk/tank

# Top Freight Brokerage Firms (Continued)

## 44 LoadDelivered

Net Revenue: \$20 million  
Gross Revenue: \$118.8 million<sup>o</sup>  
air/expedited, rail intermodal, LTL, dry van truckload, refrigerated, flatbed/heavy haul

## 44 Veritiv Operating Co.

Net Revenue: \$20 million<sup>o</sup>  
Gross Revenue: \$140 million  
rail intermodal (5,200), LTL (92,000), dry van truckload (78,000), refrigerated (15,600), flatbed/heavy haul (3,000)

## 48 Marten Transport Ltd.

Net Revenue: \$19 million<sup>o</sup>  
Gross Revenue: \$151 million  
dry van truckload (11,371), refrigerated (30,831)

## 49 Geodis

Net Revenue: \$18.7 million  
Gross Revenue: \$214 million  
air/expedited (120), rail intermodal (2,300), LTL (441,000), dry van truckload (128,000), parcel (15,500,000)

## 49 ITS Logistics

Net Revenue: \$18.7 million  
Gross Revenue: \$125 million  
air/expedited (1,200), rail intermodal (4,700), LTL (1,500), dry van truckload (38,500), refrigerated (4,000), bulk/tank (1,100)

## 51 Traffic

Net Revenue: \$17 million  
Gross Revenue: \$142 million  
rail intermodal (1,500), LTL (5,600), dry van truckload (41,000), refrigerated (30,000), flatbed/heavy haul (2,000)

## 51 Pepsi Logistics

Net Revenue: \$17 million<sup>o</sup>  
Gross Revenue: \$182 million  
dry van truckload

## 53 Sunset Transportation

Net Revenue: \$16 million  
Gross Revenue: \$117 million  
air/expedited, rail intermodal, LTL, dry van truckload, refrigerated, flatbed/heavy haul, bulk/tank

## 53 Celadon Group

Net Revenue: \$16 million  
Gross Revenue: \$110 million  
air/expedited, rail intermodal, LTL, dry van truckload, refrigerated, flatbed/heavy haul

## 55 Triple T Transport

Net Revenue: \$15 million<sup>o</sup>  
Gross Revenue: \$100 million<sup>o</sup>  
LTL, dry van truckload, refrigerated, flatbed/heavy haul

## 55 Leonard's Express

Net Revenue: \$15 million  
Gross Revenue: \$101 million  
rail intermodal (2,304), LTL (11,480), dry van truckload (28,443), refrigerated (27,716), flatbed/heavy haul (599), bulk/tank (33)

## 55 Watco Supply Chain Services

Net Revenue: \$15 million<sup>o</sup>  
Gross Revenue: \$64 million  
rail intermodal, LTL, dry van truckload, refrigerated, flatbed/heavy haul

## 55 Blue Ribbon Transport

Net Revenue: \$15 million<sup>o</sup>  
Gross Revenue: \$102 million  
LTL, dry van truckload, refrigerated, flatbed/heavy haul

## 59 Syfan Logistics

Net Revenue: \$14.8 million  
Gross Revenue: \$84.4 million  
air/expedited (11,100), rail intermodal (1,450), dry van truckload (6,650), refrigerated (12,600), flatbed/heavy haul (100), bulk/tank (50), parcel (4,300)

## 60 Genpro Inc.

Net Revenue: \$14 million  
Gross Revenue: \$130 million  
rail intermodal, LTL, dry van truckload, refrigerated, flatbed/heavy haul

## 61 Covenant Transport Solutions

Net Revenue: \$13.5 million<sup>o</sup>  
Gross Revenue: \$92.2 million  
LTL, dry van truckload, refrigerated, flatbed/heavy haul

## 62 CRST Logistics

Net Revenue: \$13 million  
Gross Revenue: \$106.6 million  
air/expedited, rail intermodal, LTL, dry van truckload, refrigerated, flatbed/heavy haul

## 63 D&L Transport

Net Revenue: \$12.5 million  
Gross Revenue: \$91.5 million  
rail intermodal, LTL, dry van truckload, refrigerated, flatbed/heavy haul

## 63 Koch Logistics

Net Revenue: \$12.5 million  
Gross Revenue: \$85 million<sup>o</sup>  
air/expedited, rail intermodal, LTL, dry van truckload, refrigerated, flatbed/heavy haul

## 65 Amino Transport

Net Revenue: \$11.5 million  
Gross Revenue: \$67 million  
dry van truckload

## 66 TransCorr National Logistics

Net Revenue: \$11.5 million  
Gross Revenue: \$84 million  
rail intermodal (200), LTL (5,350), dry van truckload (80,700), refrigerated (500), flatbed/heavy haul (5,825)

## 67 ROAR Logistics

Net Revenue: \$11 million  
Gross Revenue: \$70 million  
air/expedited, rail intermodal, LTL, dry van truckload, refrigerated, flatbed/heavy haul

## 68 J.H. Rose Logistics

Net Revenue: \$10.5 million  
Gross Revenue: \$70 million<sup>o</sup>  
rail intermodal, LTL, dry van truckload, refrigerated

## 69 RMX Global Logistics

Net Revenue: \$10 million<sup>o</sup>  
Gross Revenue: \$65 million<sup>o</sup>  
air/expedited, rail intermodal, LTL, dry van truckload, refrigerated, flatbed/heavy haul

## 69 Cowan Logistics

Net Revenue: \$10 million  
Gross Revenue: \$65 million<sup>o</sup>  
dry van truckload

## 69 Kenco Group

Net Revenue: \$10 million<sup>o</sup>  
Gross Revenue: \$65 million  
air/expedited, rail intermodal, LTL, dry van truckload, refrigerated, flatbed/heavy haul, bulk/tank, parcel

## 69 Dart

Net Revenue: \$10 million  
Gross Revenue: \$70 million<sup>o</sup>  
rail intermodal (41,015), dry van truckload (38,573), refrigerated (1,218), flatbed/heavy haul (812)

## 69 Visible Supply Chain Management

Net Revenue: \$10 million<sup>o</sup>  
Gross Revenue: \$69 million  
air/expedited (1,800), LTL (85,000), dry van truckload (13,300), refrigerated (7,800), flatbed/heavy haul (650), parcel (80,000,000)

## 69 ODW Logistics

Net Revenue: \$10 million  
Gross Revenue: \$67 million  
LTL, dry van truckload, refrigerated, flatbed/heavy haul

## 69 FitzMark

Net Revenue: \$10 million<sup>o</sup>  
Gross Revenue: \$65 million  
air/expedited, rail intermodal, LTL, dry van truckload, refrigerated

## 69 Scout Logistics

Net Revenue: \$10 million<sup>o</sup>  
Gross Revenue: \$100 million  
dry van truckload

## 77 M2 Logistics

Net Revenue: \$9.2 million  
Gross Revenue: \$66.5 million<sup>o</sup>  
air/expedited, rail intermodal, LTL, dry van truckload, refrigerated, flatbed/heavy haul, bulk/tank, parcel

## 78 Bay & Bay Transportation

Net Revenue: \$9.1 million  
Gross Revenue: \$72.5 million  
rail intermodal, LTL, dry van truckload, refrigerated

## 79 Bolt Express

Net Revenue: \$9 million  
Gross Revenue: \$60 million  
dry van truckload

## 79 East Coast Transport

Net Revenue: \$9 million<sup>o</sup>  
Gross Revenue: \$65 million  
air/expedited (1,236), rail intermodal (355), LTL (1,780), dry van truckload (14,407), refrigerated (17,613), flatbed/heavy haul (1,576)

## 81 Kingsgate Transportation Services

Net Revenue: \$8.9 million  
Gross Revenue: \$52 million  
air/expedited, rail intermodal, LTL, dry van truckload, refrigerated, flatbed/heavy haul, bulk/tank

## 82 SPI International

Net Revenue: \$8.3 million  
Gross Revenue: \$44 million  
rail intermodal (5,000), LTL (1,500), dry van truckload (12,800), refrigerated (9,100), flatbed/heavy haul (9,400)

## 83 Logistics Plus

Net Revenue: \$8 million  
Gross Revenue: \$50 million  
air/expedited (3,000), rail intermodal (330), LTL (60,000), dry van truckload (11,000), refrigerated (650), flatbed/heavy haul (1,700), bulk/tank (100), parcel (1,000)

## 84 Eagle Transportation

Net Revenue: \$7.8 million  
Gross Revenue: \$63.6 million  
dry van truckload, refrigerated, flatbed/heavy haul

## 85 Blakeman Transportation

Net Revenue: \$7.5 million  
Gross Revenue: \$40 million  
LTL (27,500), dry van truckload (2,500), refrigerated (42,250), flatbed/heavy haul (2,100)

## 85 ISG Transportation

Net Revenue: \$7.5 million<sup>o</sup>  
Gross Revenue: \$50 million  
air/expedited, rail intermodal, LTL, dry van truckload, refrigerated, flatbed/heavy haul

## 87 VP Logistics

Net Revenue: \$7 million  
Gross Revenue: \$40 million  
air/expedited (1,000), rail intermodal (2,000), LTL (10,000), dry van truckload (30,000), refrigerated (2,000), flatbed/heavy haul (4,000), bulk/tank (500), parcel (500)

## 87 Worldwide Logistics Ltd.

Net Revenue: \$7 million<sup>o</sup>  
Gross Revenue: \$45 million  
air/expedited, rail intermodal, LTL, dry van truckload, refrigerated, flatbed/heavy haul

## 87 Epes Logistics Services

Net Revenue: \$7 million  
Gross Revenue: \$56 million  
air/expedited, rail intermodal, LTL, dry van truckload, refrigerated, flatbed/heavy haul



# Top Freight Brokerage Firms (Continued)

## 90 Fetch Logistics

Net Revenue: \$6.8 million  
Gross Revenue: \$35 million  
rail intermodal, LTL, dry van truckload

## 91 Zipline Logistics

Net Revenue: \$6.6 million  
Gross Revenue: \$44.7 million  
rail intermodal (821), LTL (3,128), dry van truckload (23,829), refrigerated (1,540)

## 92 Sunset Pacific Logistics Inc.

Net Revenue: \$6.5 million  
Gross Revenue: \$19 million  
LTL

## 92 ST Freight

Net Revenue: \$6.5 million  
Gross Revenue: \$48.5 million  
rail intermodal (303), LTL (847), dry van truckload (15,158), refrigerated (8,378), flatbed/heavy haul (12,803), bulk/tank (10)

## 94 3 Rivers Logistics Inc.

Net Revenue: \$6.2 million  
Gross Revenue: \$53.8 million  
LTL, dry van truckload, refrigerated

## 95 Advance Transportation Systems

Net Revenue: \$6 million  
Gross Revenue: \$30 million  
rail intermodal, dry van truckload, LTL

## 95 FX Logistics

Net Revenue: \$6 million  
Gross Revenue: \$40 million  
air/expedited, rail intermodal, LTL, dry van truckload, refrigerated, flatbed/heavy haul

## 95 Day & Ross

Net Revenue: \$6 million  
Gross Revenue: \$41.1 million  
LTL, dry van truckload, refrigerated, flatbed/heavy haul, bulk/tank

## 95 Knichel Logistics

Net Revenue: \$6 million  
Gross Revenue: \$52.5 million  
rail intermodal (18,500), LTL (5,000), dry van truckload (7,000), refrigerated (370), flatbed/heavy haul (550)

## 95 Ruan

Net Revenue: \$6 million  
Gross Revenue: \$57 million  
rail intermodal (250), dry van truckload (24,000), refrigerated (9,000), flatbed/heavy haul (3,000)

## 100 Freight Management

Net Revenue: \$5.9 million  
Gross Revenue: \$130 million  
rail intermodal, LTL, dry van truckload

## 100 Transportation One

Net Revenue: \$1.4 million  
Gross Revenue: \$31 million  
air/expedited, rail intermodal, LTL, dry van truckload, refrigerated, flatbed/heavy haul, bulk/tank

## 102 Nippon Express Co.

Net Revenue: \$5.6 million  
Gross Revenue: \$40 million  
air/expedited, rail intermodal, LTL, dry van truckload, refrigerated, flatbed/heavy haul

## 103 Saddle Creek Logistics Services

Net Revenue: \$5.5 million  
Gross Revenue: \$37.2 million  
air/expedited, rail intermodal, LTL, dry van truckload, parcel

## 103 Elston-Nationwide Corp.

Net Revenue: \$5.5 million  
Gross Revenue: \$31.1 million  
dry van truckload, refrigerated, flatbed/heavy haul

## 103 L&M Transportation Services

Net Revenue: \$5.5 million  
Gross Revenue: \$50 million  
dry van truckload, refrigerated

## 106 Dupre' Logistics

Net Revenue: \$5.4 million  
Gross Revenue: \$48 million  
rail intermodal (1,103), LTL (330), dry van truckload (21,566), refrigerated (2,139), flatbed/heavy haul (1,645), bulk/tank (2,125)

## 107 Legion Logistics

Net Revenue: \$5.1 million  
Gross Revenue: \$29.3 million  
rail intermodal, LTL, dry van truckload

## 108 Averitt Express Inc.

Net Revenue: \$5 million  
Gross Revenue: \$34 million  
air/expedited (845), rail intermodal (3,783), LTL (7,092), dry van truckload (12,531), refrigerated (61), flatbed/heavy haul (472)

## 108 Axle Logistics

Net Revenue: \$5 million  
Gross Revenue: \$42 million  
LTL, dry van truckload, refrigerated, flatbed/heavy haul

## 108 Legacy Supply Chain Services

Net Revenue: \$5 million  
Gross Revenue: \$32 million  
air/expedited, rail intermodal, LTL, dry van truckload

## 108 Pathmark Transportation

Net Revenue: \$5 million  
Gross Revenue: \$50 million  
air/expedited, rail intermodal, LTL, dry van truckload, refrigerated, flatbed/heavy haul

## 112 AgForce Transport Services

Net Revenue: \$4.9 million  
Gross Revenue: \$33.9 million  
air/expedited, rail intermodal, LTL, dry van truckload, refrigerated, flatbed/heavy haul, bulk/tank

## 113 KTI

Net Revenue: \$4.8 million  
Gross Revenue: \$28 million  
rail intermodal, LTL, dry van truckload

## 114 ProTrans

Net Revenue: \$4.7 million  
Gross Revenue: \$25 million  
rail intermodal (1,074), LTL (263,286), dry van truckload (1,186,767), parcel (809)

## 115 ZMac Transportation

Net Revenue: \$4.6 million  
Gross Revenue: \$23 million  
flatbed/heavy haul (8,397)

## 116 LTB Logistics

Net Revenue: \$4.5 million  
Gross Revenue: \$39.7 million  
rail intermodal, dry van truckload, refrigerated, flatbed/heavy haul, bulk/tank

## 117 GHC Services

Net Revenue: \$3.8 million  
Gross Revenue: \$31.1 million  
LTL, dry van truckload

## 117 Atlas Logistics

Net Revenue: \$3.8 million  
Gross Revenue: \$25.5 million  
air/expedited (20), rail intermodal (15), LTL (9,318), dry van truckload (3,354), refrigerated (20), flatbed/heavy haul (75)

## 117 Des Moines Truck Brokers

Net Revenue: \$3.8 million  
Gross Revenue: \$27 million  
dry van truckload (2,039), refrigerated (10,138)

## 120 Taylor Logistics

Net Revenue: \$3.5 million  
Gross Revenue: \$18 million  
dry van truckload, refrigerated

## 120 Speedee Transport

Net Revenue: \$3.5 million  
Gross Revenue: \$10 million  
LTL, dry van truckload, refrigerated

## 122 Hybrid Transit Systems Inc.

Net Revenue: \$3 million  
Gross Revenue: \$21 million  
air/expedited (250), rail intermodal (20), LTL (50), dry van truckload (20,000), refrigerated (3,500), flatbed/heavy haul (50)

## 122 King of Freight

Net Revenue: \$3 million  
Gross Revenue: \$65 million  
rail intermodal (15), LTL (3,000), dry van truckload (8,800), refrigerated (555), flatbed/heavy haul (41,422)

## 124 Atlantic Logistics Inc.

Net Revenue: \$2.5 million  
Gross Revenue: \$17.2 million  
LTL (189), dry van truckload (2,772), refrigerated (620), flatbed/heavy haul (13,004)

## 125 Regal Logistics

Net Revenue: \$2.4 million  
Gross Revenue: \$8 million  
LTL, dry van truckload, flatbed/heavy haul

## 126 U.S. Freight

Net Revenue: \$2.3 million  
Gross Revenue: \$24.5 million  
dry van truckload (1,500), refrigerated (7,000)

## 127 East Coast Warehouse & Distribution

Net Revenue: \$2 million  
Gross Revenue: \$13.5 million  
rail intermodal, LTL, dry van truckload

## 127 Ease Logistics

Net Revenue: \$2 million  
Gross Revenue: \$25.5 million  
LTL (832), dry van truckload (11,566), refrigerated (5,261), flatbed/heavy haul (212)

## 129 Addison Transportation

Net Revenue: \$1.9 million  
Gross Revenue: \$13 million  
LTL, dry van truckload, refrigerated, flatbed/heavy haul, bulk/tank

## 130 FST Logistics

Net Revenue: \$1.6 million  
Gross Revenue: \$22.3 million  
LTL (85,000), dry van truckload (7,000), refrigerated (11,000), parcel (480,000)

## 130 Landair

Net Revenue: \$1.6 million  
Gross Revenue: \$10 million  
dry van truckload (7,700), refrigerated (80), flatbed/heavy haul (80)

## 132 Atech Logistics

Net Revenue: \$1.5 million  
Gross Revenue: \$30 million  
dry van truckload

## 133 Aria Logistics

Net Revenue: \$1.4 million  
Gross Revenue: \$3.9 million  
air/expedited (108), LTL (768), dry van truckload (732)

## 134 FW Logistics

Net Revenue: \$1.3 million  
Gross Revenue: \$21.5 million

## 135 Port Logistics Group

Net Revenue: \$1.2 million  
Gross Revenue: \$7.6 million  
air/expedited (1,000), rail intermodal (50), LTL (4,000), dry van truckload (3,000), flatbed/heavy haul (1,000)

## 136 Verst Group Logistics

Net Revenue: \$1 million  
Gross Revenue: \$26 million  
rail intermodal (100), LTL (434), dry van truckload (33,075), refrigerated (1,006), flatbed/heavy haul (567)





# Top Dry Storage Warehousing Firms

Companies are ranked based on total square footage for facilities in North America. Data includes some estimates from Armstrong & Associates Inc.

## 1 DHL Supply Chain

Total Storage: 119 million square feet  
Number of warehouses: 417

## 2 XPO Logistics Inc.

Total Storage: 84.2 million square feet  
Number of warehouses: 401

## 3 Ryder Supply Chain Solutions

Total Storage: 50 million square feet  
Number of warehouses: 207

## 4 Geodis

Total Storage: 42.9 million square feet  
Number of warehouses: 168

## 5 NFI

Total Storage: 41.5 million square feet  
Number of warehouses: 130

## 6 FedEx Corp.

Total Storage: 35.4 million square feet  
Number of warehouses: 127

## 7 Kenco Logistics Services

Total Storage: 25 million square feet  
Number of warehouses: 80

## 8 DSC Logistics

Total Storage: 23 million square feet  
Number of warehouses: 63

## 9 Penske Logistics

Total Storage: 21.4 million square feet  
Number of warehouses: 87

## 10 DB Schenker USA

Total Storage: 21 million square feet  
Number of warehouses: 55

## 11 Ceva Logistics

Total Storage: 19.7 million square feet  
Number of warehouses: 147

## 12 Saddle Creek Logistics Services

Total Storage: 17.9 million square feet  
Number of warehouses: 66

## 13 UPS Supply Chain Solutions

Total Storage: 17.3 million square feet  
Number of warehouses: 144

## 14 Atlas Logistics

Total Storage: 17.1 million square feet  
Number of warehouses: 594

## 15 Kuehne + Nagel Inc.

Total Storage: 15.6 million square feet  
Number of warehouses: 83

## 16 Warehouse Services Inc.

Total Storage: 14 million square feet  
Number of warehouses: 30

## 16 WSI Inc.

Total Storage: 14 million square feet  
Number of warehouses: 52

## 18 APL Logistics

Total Storage: 12 million square feet  
Number of warehouses: 35

## 19 Radial

Total Storage: 11.8 million square feet  
Number of warehouses: 24

## 20 Expeditors International of Washington

Total Storage: 11.5 million square feet  
Number of warehouses: 117

## 21 Neovia Logistics

Total Storage: 10.2 million square feet  
Number of warehouses: 49

## 22 Ingram Micro Commerce & Lifecycle Services

Total Storage: 8.6 million square feet  
Number of warehouses: 35

## 23 Universal Logistics Holdings Inc.

Total Storage: 8.4 million square feet  
Number of warehouses: 58

## 24 Kane Is Able Inc.

Total Storage: 8.3 million square feet  
Number of warehouses: 26

## 24 Blue Ribbon Transport

Total Storage: 8.3 million square feet  
Number of warehouses: 20

## 26 DSV Americas

Total Storage: 8.2 million square feet  
Number of warehouses: 40

## 27 FW Logistics

Total Storage: 8 million square feet  
Number of warehouses: 15

## 28 Schneider

Total Storage: 7 million square feet  
Number of warehouses: 40

## 28 Syncreon Holdings

Total Storage: 7 million square feet  
Number of warehouses: 44

## 30 Peoples Services Inc.

Total Storage: 6.9 million square feet  
Number of warehouses: 37

## 31 Performance Team

Total Storage: 6.7 million square feet  
Number of warehouses: 12

## 32 Technicolor Global Logistics

Total Storage: 6.5 million square feet  
Number of warehouses: 12

## 33 Legacy Supply Chain Services

Total Storage: 6.2 million square feet  
Number of warehouses: 35

## 34 WOW Logistics

Total Storage: 6 million square feet  
Number of warehouses: 19

## 34 Verst Group Logistics

Total Storage: 6 million square feet  
Number of warehouses: 20

## 36 Port Logistics Group

Total Storage: 5.5 million square feet  
Number of warehouses: 14

## 37 United Facilities

Total Storage: 5 million square feet  
Number of warehouses: 9

## 37 Reo Logistics

Total Storage: 5 million square feet  
Number of warehouses: 6

## 39 The Shippers Group

Total Storage: 4.5 million square feet  
Number of warehouses: 11

## 40 Nippon Express Co.

Total Storage: 4.4 million square feet  
Number of warehouses: 57

## 41 Comprehensive Logistics

Total Storage: 4.3 million square feet  
Number of warehouses: 17

## 42 Wagner Logistics

Total Storage: 4.2 million square feet  
Number of warehouses: 16

## 43 Hitachi Transport System

Total Storage: 4.1 million square feet  
Number of warehouses: 48

## 44 D+S Distribution

Total Storage: 4 million square feet  
Number of warehouses: 21

## 44 Acme Distribution Centers

Total Storage: 4 million square feet  
Number of warehouses: 5

## 44 LeSaint Logistics

Total Storage: 4 million square feet  
Number of warehouses: 14

## 44 Xpedient Logistics

Total Storage: 4 million square feet  
Number of warehouses: 5

## 48 Damco International

Total Storage: 3.9 million square feet  
Number of warehouses: 18

## 49 Keller Logistics Group

Total Storage: 3.8 million square feet  
Number of warehouses: 9

## 49 Atlanta Bonded Warehouse

Total Storage: 3.8 million square feet  
Number of warehouses: 12

## 49 ODW Logistics

Total Storage: 3.8 million square feet  
Number of warehouses: 14

## 52 Interstate Warehousing

Total Storage: 3.7 million square feet  
Number of warehouses: 7

## 53 RGL Logistics

Total Storage: 3.5 million square feet  
Number of warehouses: 23

## 54 SCI Group

Total Storage: 3.4 million square feet  
Number of warehouses: 27

## 55 Seko Logistics

Total Storage: 3.3 million square feet  
Number of warehouses: 100

## 56 Grupo Porteo

Total Storage: 3.2 million square feet  
Number of warehouses: 27

## 57 Yusen Logistics (Americas) Inc.

Total Storage: 3.1 million square feet  
Number of warehouses: 49

## 58 Cardinal Logistics Holdings

Total Storage: 3 million square feet  
Number of warehouses: 29

## 58 Barrett Distribution

Total Storage: 3 million square feet  
Number of warehouses: 14

## 58 Laney & Duke Terminal Warehouse

Total Storage: 3 million square feet  
Number of warehouses: 4

## 58 Network Global Logistics

Total Storage: 3 million square feet  
Number of warehouses: 13

## 62 Roadrunner Transportation Systems

Total Storage: 2.8 million square feet  
Number of warehouses: 15

## 62 Pilot Freight Services

Total Storage: 2.8 million square feet  
Number of warehouses: 72

## 62 Celadon Group

Total Storage: 2.8 million square feet  
Number of warehouses: 12

## 65 We Pack Logistics

Total Storage: 2.7 million square feet  
Number of warehouses: 8

## 66 Bonded Logistics

Total Storage: 2.6 million square feet  
Number of warehouses: 11

## 67 Evans Distribution Systems

Total Storage: 2.5 million square feet  
Number of warehouses: 8

## 67 Weber Logistics

Total Storage: 2.5 million square feet  
Number of warehouses: 10

## 67 Burris Logistics

Total Storage: 2.5 million square feet  
Number of warehouses: 15

## 67 Crane Freight & Cartage

Total Storage: 2.5 million square feet  
Number of warehouses: 39

## 71 Mallory Alexander International Logistics

Total Storage: 2.4 million square feet  
Number of warehouses: 12

## 72 A & R Logistics

Total Storage: 2.2 million square feet  
Number of warehouses: 10





## Top Dry Storage Warehousing Firms (Continued)

<b>72 Landair</b> Total Storage: 2.2 million square feet Number of warehouses: 12	<b>82 Integrated Distribution Services</b> Total Storage: 1.9 million square feet Number of warehouses: 7	<b>92 Congebec Logistics</b> Total Storage: 1.5 million square feet Number of warehouses: 12	<b>101 A.N. Deringer Inc.</b> Total Storage: 1.2 million square feet Number of warehouses: 12	<b>110 Advance Distribution System</b> Total Storage: 1 million square feet Number of warehouses: 6
<b>74 Fidelitone</b> Total Storage: 2.1 million square feet Number of warehouses: 30	<b>82 ACCEL Logistica</b> Total Storage: 1.9 million square feet Number of warehouses: 16	<b>92 East Coast Warehouse &amp; Distribution</b> Total Storage: 1.5 million square feet Number of warehouses: 5	<b>101 Bender Group</b> Total Storage: 1.2 million square feet Number of warehouses: 5	<b>110 Confederation Freezers</b> Total Storage: 1 million square feet Number of warehouses: 4
<b>75 Amware Fulfillment</b> Total Storage: 2 million square feet Number of warehouses: 9	<b>84 Brightstar</b> Total Storage: 1.8 million square feet Number of warehouses: 42	<b>92 Hellmann Worldwide Logistics</b> Total Storage: 1.5 million square feet Number of warehouses: 20	<b>101 Railex</b> Total Storage: 1.2 million square feet Number of warehouses: 4	<b>110 D.W. Morgan</b> Total Storage: 1 million square feet Number of warehouses: 15
<b>75 Commercial Warehouse &amp; Cartage</b> Total Storage: 2 million square feet Number of warehouses: 8	<b>84 Hanson Logistics</b> Total Storage: 1.8 million square feet Number of warehouses: 9	<b>92 Logistics Plus</b> Total Storage: 1.5 million square feet Number of warehouses: 10	<b>101 TransGroup Global Logistics</b> Total Storage: 1.2 million square feet Number of warehouses: 71	<b>110 IEDS Logistics</b> Total Storage: 1 million square feet Number of warehouses: 11
<b>75 Commercial Warehousing</b> Total Storage: 2 million square feet Number of warehouses: 16	<b>84 Kintetsu World Express</b> Total Storage: 1.8 million square feet Number of warehouses: 31	<b>92 Nexus Distribution</b> Total Storage: 1.5 million square feet Number of warehouses: 5	<b>101 Watco Supply Chain Services</b> Total Storage: 1.2 million square feet Number of warehouses: 12	<b>110 Kontane Logistics</b> Total Storage: 1 million square feet Number of warehouses: 6
<b>75 Onest Logistics</b> Total Storage: 2 million square feet Number of warehouses: 29	<b>84 Midwest Express Group</b> Total Storage: 1.8 million square feet Number of warehouses: 7	<b>92 Star Distribution Systems</b> Total Storage: 1.5 million square feet Number of warehouses: 1	<b>101 WEL Cos.</b> Total Storage: 1.2 million square feet Number of warehouses: 12	<b>110 MD Logistics</b> Total Storage: 1 million square feet Number of warehouses: 5
<b>75 Patterson Warehouses</b> Total Storage: 2 million square feet Number of warehouses: 6	<b>84 Speed Commerce</b> Total Storage: 1.8 million square feet Number of warehouses: 4	<b>98 Columbian Logistics Network</b> Total Storage: 1.4 million square feet Number of warehouses: 8	<b>107 Capacity</b> Total Storage: 1.1 million square feet Number of warehouses: 6	<b>110 Radiant Logistics</b> Total Storage: 1 million square feet Number of warehouses: 100
<b>75 PFS</b> Total Storage: 2 million square feet Number of warehouses: 7	<b>89 Matson Logistics Services</b> Total Storage: 1.7 million square feet Number of warehouses: 2	<b>98 G&amp;D Integrated</b> Total Storage: 1.4 million square feet Number of warehouses: 11	<b>107 Flagler Global Logistics</b> Total Storage: 1.1 million square feet Number of warehouses: 1	<b>110 Ruan</b> Total Storage: 1 million square feet Number of warehouses: 6
<b>75 The Terminal Corp.</b> Total Storage: 2 million square feet Number of warehouses: 9	<b>89 Seldat Distribution</b> Total Storage: 1.7 million square feet Number of warehouses: 4	<b>98 Seaonus</b> Total Storage: 1.4 million square feet Number of warehouses: 6	<b>107 Visible Supply Chain Management</b> Total Storage: 1.1 million square feet Number of warehouses: 4	<b>110 Transplace</b> Total Storage: 1 million square feet Number of warehouses: 11
	<b>91 Hall's Warehouse Corp.</b> Total Storage: 1.6 million square feet Number of warehouses: 8			<b>110 Zero Mountain</b> Total Storage: 1 million square feet Number of warehouses: 5

## Top Refrigerated Warehousing Firms

Companies are ranked based on total cubic feet of space for facilities in North America. Data includes some estimates from Armstrong & Associates Inc.

<b>1 Americold Logistics</b> Total Storage: 945 million cubic feet Number of Warehouses: 160	<b>4 United States Cold Storage</b> Total Storage: 270 million cubic feet Number of Warehouses: 38	<b>7 Interstate Warehousing</b> Total Storage: 100 million cubic feet Number of Warehouses: 7	<b>10 Conestoga Cold Storage</b> Total Storage: 37 million cubic feet Number of Warehouses: 5	<b>15 NFI</b> Total Storage: 15.9 million cubic feet Number of Warehouses: 130
<b>2 Lineage Logistics</b> Total Storage: 600 million cubic feet Number of Warehouses: 114	<b>5 XPO Logistics Inc.</b> Total Storage: 141.8 million cubic feet Number of Warehouses: 401	<b>8 Cloverleaf Cold Storage</b> Total Storage: 91 million cubic feet Number of Warehouses: 17	<b>12 Allied Frozen Storage</b> Total Storage: 35 million cubic feet Number of Warehouses: 7	<b>16 Agro Merchants Group</b> Total Storage: 7.5 million cubic feet Number of Warehouses: NA
<b>3 Preferred Freezer Services</b> Total Storage: 300 million cubic feet Number of Warehouses: 37	<b>6 VersaCold Logistics Services</b> Total Storage: 118 million cubic feet Number of Warehouses: 31	<b>9 Henningsen Cold Storage</b> Total Storage: 60 million cubic feet Number of Warehouses: 11	<b>13 Trenton Cold Storage</b> Total Storage: 28 million cubic feet Number of Warehouses: 8	<b>17 Penske Logistics</b> Total Storage: 1.9 million cubic feet Number of Warehouses: 87
		<b>10 Hanson Logistics</b> Total Storage: 37 million cubic feet Number of Warehouses: 8	<b>14 FST Logistics</b> Total Storage: 22.5 million cubic feet Number of Warehouses: 6	<b>18 Peoples Services Inc.</b> Total Storage: 1.2 million cubic feet Number of Warehouses: 37

# Top Dedicated Contract Carriers

Companies are ranked on the total number of power units (tractors and straight trucks) provided to shippers on an exclusive basis. Data includes some estimates provided by Armstrong & Associates Inc.

**1 J.B. Hunt Dedicated Contract Services**

Total Power Units: 8,727

**2 Ryder Supply Chain Solutions**

Total Power Units: 6,000

**3 Werner Enterprises**

Total Power Units: 4,000

**4 Schneider**

Total Power Units: 3,930

**5 Penske Logistics**

Total Power Units: 3,734

**6 Ruan**

Total Power Units: 3,598

**7 NFI Transportation**

Total Power Units: 3,300

**8 Knight-Swift Transportation**

Total Power Units: 3,089

**9 Cardinal Logistics Holdings**

Total Power Units: 3,022

**10 U.S. Xpress Inc.**

Total Power Units: 2,440

**11 Hub Group**

Total Power Units: 2,250

**12 C.R. England**

Total Power Units: 2,200

**13 Black Horse Carriers Inc.**

Total Power Units: 1,815

**14 UPS Supply Chain Solutions**

Total Power Units: 1,382

**15 DHL Supply Chain**

Total Power Units: 1,200

**16 Averitt Express Inc.**

Total Power Units: 1,123

**17 Commercial Warehousing**

Total Power Units: 1,000

**18 Universal Logistics Holdings Inc.**

Total Power Units: 930

**19 Marten Transport Ltd.**

Total Power Units: 847

**20 Cowan Logistics**

Total Power Units: 766

**21 Celadon Group**

Total Power Units: 700

**22 AIM Integrated Logistics**

Total Power Units: 655

**23 Day & Ross Transportation Group**

Total Power Units: 629

**24 Performance Team**

Total Power Units: 600

**24 Odyssey Logistics & Technology**

Total Power Units: 600

**26 Bay & Bay Transportation**

Total Power Units: 500

**26 CRST Dedicated**

Total Power Units: 500

**28 G&D Integrated**

Total Power Units: 468

**29 Landair**

Total Power Units: 430

**30 Lily Dedicated Logistics Systems**

Total Power Units: 415

**31 XPO Logistics Inc.**

Total Power Units: 400

**32 Sunteck TTS**

Total Power Units: 380

**33 Crowley Logistics**

Total Power Units: 335

**34 Leonard's Express**

Total Power Units: 330

**35 Warehouse Services Inc.**

Total Power Units: 314

**36 USAT Logistics**

Total Power Units: 311

**37 ITS Logistics Dedicated**

Total Power Units: 300

**38 Dupre' Logistics**

Total Power Units: 250

**38 LeSaint Logistics**

Total Power Units: 250

**40 Saddle Creek Logistics Services**

Total Power Units: 235

**41 ODW Logistics**

Total Power Units: 230

**42 ADS Logistics**

Total Power Units: 228

**43 Midwest Express Group**

Total Power Units: 221

**44 Dart Advantage Logistics**

Total Power Units: 216

**45 Legacy Supply Chain Services**

Total Power Units: 200

**46 East Coast Warehouse & Distribution**

Total Power Units: 190

**47 Kane Is Able Inc.**

Total Power Units: 165

**48 Evans Distribution Systems**

Total Power Units: 155

**49 Decker Truck Lines**

Total Power Units: 140

**50 Atech Logistics**

Total Power Units: 135

**51 Verst Group Logistics**

Total Power Units: 130

**52 Syfan Logistics**

Total Power Units: 125

**53 Taylor Logistics**

Total Power Units: 122

**54 Kenco Group**

Total Power Units: 120

**55 Patterson Cos.**

Total Power Units: 108

**56 Preferred Freezer Services**

Total Power Units: 100

**57 FW Logistics**

Total Power Units: 85

**58 Peoples Services Inc.**

Total Power Units: 77

**59 Columbian Logistics Network**

Total Power Units: 75

**59 Port Logistics Group**

Total Power Units: 75

**59 Hanover Logistics**

Total Power Units: 75

**59 FST Logistics**

Total Power Units: 75

**63 Comprehensive Logistics**

Total Power Units: 71

**64 Traffix**

Total Power Units: 50

**65 Logistics Plus**

Total Power Units: 40

# Top Airfreight Forwarders

Companies are ranked on the volume of air cargo shipped as measured in metric tons for the most recent 12-month period for forwarders with operations in North America. Data includes some estimates by Armstrong & Associates Inc.

## 1 DHL Supply Chain

Airfreight: 2,248,000  
Headquarters: Germany

## 2 Kuehne + Nagel Inc.

Airfreight: 1,570,000  
Headquarters: Switzerland

## 3 Yusen Logistics

Airfreight: 1,367,801  
Headquarters: Japan

## 4 DB Schenker USA

Airfreight: 1,226,200  
Headquarters: Germany

## 5 Panalpina Inc.

Airfreight: 995,900  
Headquarters: Switzerland

## 6 Expeditors International of Washington

Airfreight: 985,549  
Headquarters: United States

## 7 UPS Supply Chain Solutions

Airfreight: 935,300  
Headquarters: United States

## 8 Nippon Express Co.

Airfreight: 705,478  
Headquarters: Japan

## 9 Hellmann Worldwide Logistics

Airfreight: 654,104  
Headquarters: Germany

## 10 DSV Air & Sea Ltd.

Airfreight: 635,655  
Headquarters: Copenhagen, Denmark

## 11 Bollore Logistics

Airfreight: 569,000  
Headquarters: France

## 12 Sinotrans Ltd.

Airfreight: 532,400  
Headquarters: China

## 13 Kintetsu World Express

Airfreight: 495,947  
Headquarters: Japan

## 14 Ceva Logistics

Airfreight: 480,000  
Headquarters: Netherlands

## 15 Agility Logistics

Airfreight: 415,000  
Headquarters: Switzerland

## 16 Geodis

Airfreight: 330,000  
Headquarters: United States

## 17 NNR Global Logistics

Airfreight: 321,704  
Headquarters: Japan

## 18 Apex Logistics International

Airfreight: 320,000  
Headquarters: United States

## 19 Kerry Logistics Network

Airfreight: 313,800  
Headquarters: Hong Kong

## 20 Crane Worldwide Logistics

Airfreight: 281,083  
Headquarters: United States

## 21 Hitachi Transport System

Airfreight: 280,000  
Headquarters: Japan

## 22 FedEx Corp.

Airfreight: 276,400  
Headquarters: United States

## 23 Dachser SE

Airfreight: 272,100  
Headquarters: Germany

## 24 Dimerco Express Group

Airfreight: 233,700  
Headquarters: Taiwan

## 25 Pilot Freight Services

Airfreight: 220,000  
Headquarters: United States

## 26 Damco International

Airfreight: 190,000  
Headquarters: Netherlands

## 27 C.H. Robinson Worldwide

Airfreight: 175,000  
Headquarters: United States

## 28 Logwin Logistics

Airfreight: 140,000  
Headquarters: Germany

## 29 Mainfreight Ltd.

Airfreight: 121,553  
Headquarters: New Zealand

## 30 EFL

Airfreight: 115,000  
Headquarters: Sri Lanka

## 31 Toll Global Forwarding

Airfreight: 91,000  
Headquarters: Australia

## 32 BDP International

Airfreight: 76,000  
Headquarters: United States

## 32 TransGroup Global Logistics

Airfreight: 76,000  
Headquarters: United States

## 34 XPO Logistics Inc.

Airfreight: 72,600  
Headquarters: United States

## 35 Seko Logistics

Airfreight: 70,000  
Headquarters: United States

## 36 OIA Global

Airfreight: 65,000  
Headquarters: United States

## 37 AWOT Global

Airfreight: 60,000  
Headquarters: China

## 38 CJ Logistics

Airfreight: 57,014  
Headquarters: South Korea

## 39 American Global Logistics

Airfreight: 50,000  
Headquarters: United States

## 40 APL Logistics

Airfreight: 47,135  
Headquarters: Singapore

## 41 Scanwell Logistics

Airfreight: 40,000  
Headquarters: United States

## 42 Sankyu Inc.

Airfreight: 38,756  
Headquarters: Japan

## 43 MIQ Logistics

Airfreight: 30,000  
Headquarters: United States

## 43 Air-City Co.

Airfreight: 30,000  
Headquarters: Hong Kong

## 45 Trinity Logistics

Airfreight: 24,000  
Headquarters: United States

## 46 Werner Global Logistics

Airfreight: 20,000  
Headquarters: United States

## 47 AIT Worldwide Logistics

Airfreight: 18,779  
Headquarters: United States

## 48 ITG GmbH Internationale Spedition + Logistik

Airfreight: 18,100  
Headquarters: Germany

## 49 Honour Lane Shipping

Airfreight: 13,463  
Headquarters: Hong Kong

## 50 LF Logistics

Airfreight: 13,368  
Headquarters: Hong Kong

# Top Ocean Freight Forwarders

Companies are ranked on the volume of containers shipped as measured in 20-foot equivalent units for the most recent 12-month period for forwarders with operations in North America. Data includes some estimates by Armstrong & Associates Inc.

## 1 Kuehne + Nagel Inc.

Containers: 4,355,000  
Headquarters: Switzerland

## 2 DHL Supply Chain

Containers: 3,259,000  
Headquarters: Germany

## 3 Sinotrans Ltd.

Containers: 2,950,800  
Headquarters: China

## 4 DB Schenker USA

Containers: 2,126,800  
Headquarters: Germany

## 5 Panalpina Inc.

Containers: 1,520,500  
Headquarters: Switzerland

## 6 DSV Air & Sea Ltd.

Containers: 1,389,611  
Headquarters: Copenhagen, Denmark

## 7 Yusen Logistics

Containers: 1,369,039  
Headquarters: Japan

## 8 Expeditors International of Washington

Containers: 1,070,424  
Headquarters: United States

## 9 Kerry Logistics Network

Containers: 1,053,485  
Headquarters: Hong Kong

## 10 Hellmann Worldwide Logistics

Containers: 897,379  
Headquarters: Germany

## 11 Bollore Logistics

Containers: 856,000  
Headquarters: France

## 12 LF Logistics

Containers: 778,796  
Headquarters: Hong Kong

## 13 Agility Logistics

Containers: 740,000  
Headquarters: Switzerland

## 14 Ceva Logistics

Containers: 729,000  
Headquarters: Netherlands

## 15 C.H. Robinson Worldwide

Containers: 698,000  
Headquarters: United States

## 16 Geodis

Containers: 690,000  
Headquarters: United States

## 17 Damco International

Containers: 659,000  
Headquarters: Netherlands

## 18 Orient Overseas Container Line Ltd.

Containers: 600,000  
Headquarters: Hong Kong

## 18 Logwin Logistics

Containers: 600,000  
Headquarters: Germany

## 18 UPS Supply Chain Solutions

Containers: 600,000  
Headquarters: United States

## 21 Kintetsu World Express

Containers: 556,640  
Headquarters: Japan

## 22 Nippon Express Co.

Containers: 550,000  
Headquarters: Japan

## 23 Mallory Alexander International Logistics

Containers: 500,000  
Headquarters: United States

## 23 Hitachi Transport System

Containers: 500,000  
Headquarters: Japan

## 25 Dachser SE

Containers: 481,400  
Headquarters: Germany

## 26 Toll Global Forwarding

Containers: 434,000  
Headquarters: Australia

## 27 Honour Lane Shipping

Containers: 326,490  
Headquarters: Hong Kong

## 28 CJ Logistics

Containers: 310,850  
Headquarters: South Korea

## 29 Mainfreight Ltd.

Containers: 280,539  
Headquarters: New Zealand

## 30 BDP International

Containers: 275,782  
Headquarters: United States

## 31 Dimerco Express Group

Containers: 227,600  
Headquarters: Taiwan

## 32 CWT Ltd.

Containers: 170,000  
Headquarters: Singapore

## 33 Topocean Group Inc.

Containers: 156,000  
Headquarters: United States

## 34 De Well Group

Containers: 150,000  
Headquarters: United States

## 35 EFL

Containers: 146,300  
Headquarters: Sri Lanka

## 36 NNR Global Logistics

Containers: 144,483  
Headquarters: Japan

## 37 XPO Logistics Inc.

Containers: 131,500  
Headquarters: United States

## 38 TransGroup Global Logistics

Containers: 130,200  
Headquarters: United States

## 39 MIQ Logistics

Containers: 125,000  
Headquarters: United States

## 40 Asia Shipping Transportes Internacionais

Containers: 114,376  
Headquarters: Brazil

## 41 APL Logistics

Containers: 112,848  
Headquarters: Singapore

## 42 Crane Worldwide Logistics

Containers: 100,634  
Headquarters: United States

## 43 Scanwell Logistics

Containers: 100,000  
Headquarters: United States

## 44 American Global Logistics

Containers: 94,000  
Headquarters: United States

## 45 Qingdao Jet Marine Logistics

Containers: 80,000  
Headquarters: China

## 45 City Ocean Logistics

Containers: 80,000  
Headquarters: China

## 47 Odyssey Logistics & Technology

Containers: 73,000  
Headquarters: United States

## 48 Sankyu Inc.

Containers: 71,894  
Headquarters: Japan

## 49 AWOT Global

Containers: 70,000  
Headquarters: China

## 50 Averitt Express Inc.

Containers: 68,000  
Headquarters: United States

e = estimate

NA = Not Applicable or Not Available

2017 numbers printed in orange

TRANSPORT TOPICS' **Top 50 Logistics Companies** is sponsored online by **TransForce**  Driven By Higher Standards

In cooperation with:  **ARMSTRONG & ASSOCIATES, INC.**