

Transport Topics

TOP 100



2014 | FOR-HIRE CARRIERS

Shortage of Drivers
Keeps Lid on Capacity;
Acquisitions Shake Up List



More than ever, running green can keep you in the black.

For multistop fleets, routing and scheduling software can help you improve fleet productivity and customer service. At the same time, it can help you cut fuel consumption and shrink your carbon footprint. Appian DirectRoute™ from TMW Systems. It leads from green to black.



How DirectRoute can optimize your eco-return:

- **Cut driving miles 10% to 20%**
Save fuel, cut fuel costs, extend vehicle life.
- **Cut driving hours 10% to 20%**
Reduce engine hours and emissions, improve vehicle utilization.
- **Cut vehicle underutilization 7% to 18%**
Consolidate equipment use, optimize fleet operations.
- **Cut planning time 70% to 90%**
Improve scheduling, routing efficiency, customer service.
- **Cut operating costs 10% to 25%**
Improve ROI, profitability, customer retention.



Appian DirectRoute / Routing & Scheduling Software from TMW Systems

Learn more at Appian.tmwsystems.com / 800.401.6682

Strength in numbers.

Transport Topics Unveils 2014 List of Top 100 For-Hire Carriers

By **Daniel P. Bearth**
Senior Features Writer

The shortage of drivers is limiting the ability of many trucking companies to expand freight-hauling capacity and is a major factor behind an increase in the number of mergers and acquisitions, according to executives interviewed for the 2014 TRANSPORT TOPICS Top 100 list of U.S. and Canadian for-hire carriers.

The inability to hire enough drivers also is forcing companies to try new approaches to recruiting and to spend more on training and retention programs.

“Customer demand is strong, and we could increase our fleet size another 300 to 400 tractors if we could find the drivers,” said Steve Williams, CEO of Maverick USA, a flatbed and refrigerated truckload carrier in Little Rock, Arkansas.

Drivers need to be paid more, according to Doug Place, chief financial officer of Dupré Logistics, a tank truck carrier based in Lafayette, Louisiana. “We’re losing drivers to other higher-paying jobs,” he said.

CRST International, a truckload carrier based in Cedar Rapids, Iowa, opened two driver training schools, hired 40 additional recruiters and added 35 driver trainers to its staff, yet still finds it difficult to hire enough drivers to keep all of its trucks running.

“We can’t grow now because of drivers,” CEO Dave Rusch said.

Robert Ragan, CFO at Melton Truck Lines in Tulsa, Oklahoma, said his company is eyeing acquisitions “because we can’t grow organically.”

“A significant amount of freight is being turned down,” Ragan said.

To ease the shortage of drivers, some companies are trying harder to recruit women.

At Con-way Truckload in Joplin, Missouri, women are featured prominently in recruiting ads and brochures, including one that features Stephanie Klang, a member of the ATA Road Team.

Researchers also are working to make trucks more accessible for women, who make up only 6% of the labor force in trucking, according to Ellen Voie, president of Women in Trucking. The nonprofit group is working with university researchers and Ryder System to redesign truck cabs to fit women better.

Meanwhile, merger and acquisition activity in trucking continues to increase, with regional truckload carrier Heartland Express (No. 33), auto hauler Jack Cooper Holdings (No. 37) and KLLM Transport Services (No. 42) making significant moves on the Top 100 list by buying up competing firms.

Two relative newcomers also are making a splash with acquisitions. Don Daseke, an investor who once headed a large publicly owned real estate investment trust, has acquired five flatbed carriers since 2008, including Boyd Bros. Transportation in 2013. Daseke Inc. makes its first appearance on the Top 100 at No. 59.






Tim Engle, president of Saltchuk Resources, a Seattle-based company with extensive holdings in maritime transportation and fuel distribution, said his company is looking to expand in trucking after its takeover of truckload carrier Interstate Distributor Co. in 2011 and the purchase of Carlile Transportation of Anchorage, Alaska, in 2013.

“We’re comfortable owning and operating capital-intensive businesses,” Engle said.

ACKNOWLEDGMENTS AND SOURCES





The 2014 Transport Topics Top 100 is a project of TRANSPORT TOPICS Publishing Group and features data compiled from public and private for-hire trucking companies. In some cases, revenue estimates were used to determine sector rankings.






Senior Features Writer Daniel P. Bearth coordinated the project with assistance from Brandon Green. Cover design is by TRANSPORT TOPICS Publishing Group.






RANK 2013	RANK 2012	COMPANY	REVENUE (000)	% CHANGE	NET INCOME (000)	% CHANGE	EMPLOYEES	EQUIPMENT	OPERATING UNITS (DESCRIPTION OF SERVICES)
	1	UPS Inc. Atlanta NYSE: UPS Scott Davis, Chairman David Abney, CEO Kurt Kuehn, CFO <i>www.ups.com</i>	55,438,000 54,127,000	2.4	4,372,000 807,000	441.8	395,000 399,000	103,000 company-owned tractors straight trucks, package cars, vans and motorcycles 33,000 containers 237 aircraft	UPS Package Operations (air and ground package delivery) UPS Supply Chain Solutions (transportation management, air, ocean, rail and ground freight forwarding, customs brokerage, supply chain consulting and network design, dedicated contract carriage, service parts distribution and repair, returns management, order fulfillment, assembly and distribution) UPS Freight (regional and interregional LTL, truckload, expedited, dedicated contract carriage, refrigerated intermodal) UPS Capital Corp. (equipment leasing, trade finance, freight payment and insurance) UPS Mail Innovations (mail processing) Mail Boxes Etc. Inc. (franchiser of retail shipping, postal and business service stores)
	2	FedEx Corp. ¹ Memphis, Tenn. NYSE: FDX Frederick Smith, Chairman and CEO Alan Graf Jr., CFO <i>www.fedex.com</i>	45,100,000 43,898,000	2.7	2,046,000 1,808,000	13.2	300,000 300,000	25,028 company-owned tractors 62,076 straight trucks 92,982 trailers 649 aircraft	FedEx Express, FedEx Trade Networks, FedEx SupplyChain (domestic and international air and ground package and freight delivery, air and ocean freight forwarding, customs brokerage, transportation management, order fulfillment, warehousing and distribution, service parts, returned goods management, supply chain consulting) FedEx Ground, FedEx SmartPost (commercial and residential ground package delivery and consolidation) FedEx Freight, FedEx Custom Critical (regional and national LTL, expedited) FedEx Services, FedEx Office, FedEx TechConnect (sales and marketing, information technology support, document and business services, customer service, billings and collections)
	3	J.B. Hunt Transport Services Lowell, Ark. Nasdaq: JBHT Kirk Thompson, Chairman John Roberts, III, President and CEO Shelley Simpson, COO David Mee, CFO <i>www.jbhunt.com</i>	5,585,000 5,054,980	10.5	342,000 310,354	10.2	18,467 16,475	10,397 company-owned tractors 152 lease-to-own tractors 686 owner-operator tractors 537 straight trucks 208 pickups and cargo vans 26,340 trailers 68,302 containers 61,948 chassis	J.B. Hunt Intermodal (intermodal/drayage) J.B. Hunt Truck (dry van and refrigerated TL and LTL, expedited) J.B. Hunt Dedicated Contract Services , (dedicated contract carriage, commercial and residential delivery and installation services) J.B. Hunt Integrated Capacity Solutions (freight brokerage)
	4	Con-way Inc. Ann Arbor, Mich. NYSE: CNW Douglas Stotlar, President and CEO Stephen Bruffett, CFO <i>www.con-way.com</i>	5,473,356 5,580,247	-1.9	99,152 104,546	-5.2	29,500 29,100	11,600 company-owned tractors 267 owner-operator tractors 32,800 trailers	Con-way Freight (regional and interregional LTL) Con-way Truckload (dry van TL) Menlo Worldwide Logistics (supply chain consulting, transportation management, dedicated contract carriage, warehousing and distribution, intermodal, freight brokerage) Con-way Manufacturing (trailer manufacturing)
	5	YRC Worldwide Overland Park, Kan. Nasdaq: YRCW James Welch, CEO Jamie Pierson, CFO <i>www.yrcw.com</i>	4,865,400 4,850,500	0.3	(83,600) (136,500)	NA	32,000 32,000	14,500 company-owned tractors 46,500 trailers	YRC Freight (national and international LTL and TL, expedited, cross-border services) YRC Reimer (regional and interregional LTL in Canada, cross-border services) New Penn, Holland, Reddaway (regional and interregional LTL and TL, expedited, cross-border services)






¹ FedEx Corp. revenue and net income are for 12 months ended Feb. 28, 2014, and Feb. 28, 2013.

All numbers for 2012 are printed in blue.






RANK 2013	RANK 2012	COMPANY	REVENUE (000)	% CHANGE	NET INCOME (000)	% CHANGE	EMPLOYEES	EQUIPMENT	OPERATING UNITS (DESCRIPTION OF SERVICES)
6	7	 Swift Transportation Phoenix NYSE: SWFT Richard Dozer, Chairman Jerry Moyes, CEO Richard Stocking, President and COO Virginia Henkels, CFO <i>www.swifttrans.com</i>	4,118,195 3,976,085	3.6	155,422 140,087	10.9	16,900 16,671	6,081 company-owned tractors 6,685 lease-to-own tractors 5,195 owner-operator tractors 57,310 trailers 8,717 containers	Swift Transportation (dry van and refrigerated TL, flatbed and heavy specialized, dedicated contract carriage, intermodal, cross-border services, drayage, transportation management and freight brokerage, equipment leasing and insurance) Central Refrigerated (refrigerated TL, acquired in August 2013) Trans-Mex (dry van TL in Mexico)
7	6	 Schneider National Inc. Green Bay, Wis. Chris Lofgren, President and CEO Lori Lutey, CFO <i>www.schneider.com</i>	3,600,000 3,500,000	2.9	NA NA	NA	16,900 16,700	9,700 company-owned tractors 2,000 owner-operator tractors 31,000 trailers 14,500 containers	Schneider Truckload Services (dry van TL, expedited, dedicated contract carriage) Schneider Bulk Carriers (liquid bulk, chemical and petroleum tank) Schneider Intermodal Services (intermodal) Schneider Logistics Services (transportation management, freight brokerage, transloading and port drayage, warehousing and distribution, supply chain consulting and network design, domestic and international freight service in China) Schneider Finance (equipment leasing)
8	69	 Hub Group Oak Brook Ill. Nasdaq: HUBG David Yeager, Chairman and CEO Mark Yeager, President and COO Terri Pizzuto, CFO <i>www.hubgroup.com</i>	3,373,898 3,124,108	8.0	69,110 67,953	1.7	1,982 1,781	355 company-owned tractors 2,269 owner-operator tractors 448 trailers 25,769 containers	Hub Group (intermodal) Hub Highway (freight brokerage) Unyson Logistics (transportation management, dedicated contract carriage) Mode Transportation (freight brokerage, intermodal/drayage) Hub Group Trucking (intermodal/drayage, dry van TL, dedicated contract carriage)
9	8	 TransForce Inc. Saint-Laurent, Quebec TSX: TFI Alain Bedard, Chairman and CEO <i>www.transforcecompany.com</i>	3,019,367 3,141,513	-3.9	98,754 154,238	-36.0	14,210 14,240	4,300 company-owned tractors 7,630 owner-operator tractors 11,200 trailers	Canadian Freightways, Clarke Transport, Concord, Kingsway, La Crete Transport, Pedersen Transport, Quik X Transportation, Quiktrax Intermodal, TST Overland Express, Vitran (national and international LTL) Canpar Courier, Dynamex, ICS Courier, Loomis Express, TForce Integrated Solutions (ground package delivery) A&M International, Bergeron, Besner, CF Dedicated Services, Clarke Road Transport, Couture, Durocher International, Ganeca, GHL Transport, Golden International, Gregoire, Highland, Highland Intermodal, J.C. Germain, Kingsway Bulk, McArthur Express, Mirabel Logistic, Nordique, P&W Intermodal and MTMX, Papineau International, Roadfast, Trans4 Logistics, TST Expedited, TST Air, TST Truckload and Load Brokerage (dry van TL, dedicated contract carriage, flatbed and heavy specialized, curtain van, liquid and dry bulk, chemical and petroleum tank, dump, explosives, air and ground expedited, intermodal/drayage) CF Truckload & Logistics, E.L. Farmer & Co., McMurray Serv-U Expediting, Rebel Transport, TForce Energy Services, Westfreight Services, Winalta (oil field and energy services) CK Logistics, Clarke North America, E&L Logistics, Kobelt Transportation, Patriot Freight Services, Quik X Logistics & Axiom Warehousing, St-Lambert, Stream Logistics, TLS Trailer Leasing Services, Trans4 Logistics (transportation management, freight brokerage, warehousing and distribution, equipment leasing) Lafleche Environmental, Malex, Matrec, Thibault (waste management)






RANK 2013	RANK 2012	COMPANY	REVENUE (000)	% CHANGE	NET INCOME (000)	% CHANGE	EMPLOYEES	EQUIPMENT	OPERATING UNITS (DESCRIPTION OF SERVICES)
10	9	 Landstar System Jacksonville, Fla. Nasdaq: LSTR Henry Gerkens, Chairman and CEO Jim Gattoni, President and CFO Joe Beacom, Chief Safety and Operations Officer www.landstar.com	2,644,780 2,793,420	-5.3	146,009 129,781	12.5	1,217 1,369	8,174 owner-operator tractors 258 straight trucks 12,912 trailers	Landstar Transportation Logistics (dry van and refrigerated TL and LTL, flatbed/heavy specialized, intermodal/drayage, expedited, air and ocean freight forwarding, customs brokerage, cross-border services, project cargo, warehousing, transportation management) Signature Insurance Co., Risk Management Claim Services (insurance, claims management)
11	10	 Ryder Supply Chain Solutions Miami (Ryder System) Robert Sanchez, Chairman and CEO John Williford, President Art Garcia, CFO www.ryderscs.com	2,383,063 2,280,586	4.5	NA NA	NA	14,312 13,711	4,098 company-owned tractors 6,042 trailers	Ryder Supply Chain Solutions (supply chain consulting, transportation management, dedicated contract carriage, warehousing and distribution, assembly and packaging, freight brokerage, order fulfillment, freight bill payment, returns management and repair services, trade services)
12	11	 Old Dominion Freight Line Thomasville, N.C. Nasdaq: ODFL Earl Congdon, Chairman David Congdon, President and CEO Greg Gantt, COO J. Wes Frye, CFO www.odfl.com	2,337,648 2,134,579	9.5	206,113 169,452	21.6	14,073 14,334	6,296 company-owned tractors 105 straight trucks 25,052 trailers 127 chassis	OD Domestic (regional and interregional LTL and TL, freight brokerage) OD Expedited (air and ground expedited, trade show exhibits, commercial and residential delivery and installation) OD Household Services (self-moving services) OD Global (air and ocean freight forwarding, intermodal/drayage, warehousing, assembly and distribution) OD Technology (information technology)
13	12	 ArcBest Corp. Fort Smith, Ark. Nasdaq: ARCB Robert Young III, Chairman Judy McReynolds, President and CEO Michael Newcity, CFO www.arcb.com	2,299,549 2,065,999	11.3	15,811 (7,732)	NA	11,420 11,250	3,791 company-owned tractors 56 straight trucks 19,650 trailers	ABF Freight (national and regional LTL, expedited, commercial and residential delivery and installation) ABF Logistics (freight brokerage, intermodal, freight forwarding, transportation management, warehousing and distribution, household goods moving and storage) Panther Premium Logistics (expedited, commercial delivery and installation, air and ocean forwarding) FleetNet America (emergency breakdown services, vehicle maintenance and towing) ArcBest Technologies (information technology services)
14	13	 Werner Enterprises Omaha, Neb. Nasdaq: WERN Gary Werner, Chairman Greg Werner, CEO Derek Leathers, President and COO John Steele, CFO www.werner.com	2,029,183 2,036,386	-0.4	86,785 103,034	-15.8	11,642 10,736	6,380 company-owned tractors 670 owner-operator tractors 21,980 trailers 16 containers	Werner Truckload Transportation Services (dry van and refrigerated TL, flatbed, expedited, dedicated contract carriage, cross-border services) Werner Value Added Services (freight brokerage, transportation management, intermodal, freight audit and payment, consolidation, warehousing and distribution, information technology) Werner Global Logistics (air and ocean freight forwarding, customs brokerage, consolidation, warehousing and distribution) Fleet Truck Sales (used truck and trailer sales)






RANK 2013	RANK 2012	COMPANY	REVENUE (000)	% CHANGE	NET INCOME (000)	% CHANGE	EMPLOYEES	EQUIPMENT	OPERATING UNITS (DESCRIPTION OF SERVICES)
 15	14	Sirva Inc. Westmont, Ill. Wes Lucas, CEO Thomas Oberdorf, CFO <i>www.sirva.com</i>	1,994,200 1,973,000	1.1	9,700 NA	NA	2,700 NA	1 company-owned tractor 1,831 owner-operator tractors 506 straight trucks 6,516 trailers	Allied Van Lines, North American Van Lines, Global Van Lines, Allied Pickfords, DJK Residential (domestic and international household goods, military, commercial and industrial moving and storage, vehicle delivery, high-value products) Sirva Consulting Services Group (relocation-management support services, mortgage services)
 16	15	Estes Express Lines Richmond, Va. Rob Estes, President and CEO Gary Okes, CFO <i>www.estes-express.com</i>	1,948,525 1,857,598	4.9	NA NA	NA	14,909 13,849	6,277 company-owned tractors 398 straight trucks 24,102 trailers	Estes Express Lines (regional and national LTL and TL, expedited, self-moving services, commercial and residential delivery) Estes Forwarding Worldwide (air and ocean freight forwarding) Estes Brokerage (freight brokerage) Big E Transportation (dedicated contract carriage, commercial and residential delivery) Estes Leasing (equipment leasing and rental)
 17	18	UniGroup Inc. Fenton, Mo. H. Daniel McCollister, Chairman and CEO Richard McClure, President and COO Mark Schroeder, CFO <i>www.unigroupinc.com</i>	1,700,000 1,613,124	5.4	NA NA	NA	1,050 900	1 company-owned tractor 6,300 owner-operator tractors 4,500 straight trucks 10,000 trailers 16,500 storage containers	United Van Lines, Mayflower Transit (household goods, commercial and industrial moving and storage, vehicle delivery, high-value products, trade show exhibits, warehousing) United Mayflower Container Services (portable self-storage container moving services) UniGroup Relocation (international household goods moving, air and ocean freight forwarding, high-value products, trade show exhibits, flatbed and heavy specialized) UniGroup Logistics (warehousing and distribution, installation of furniture, fixtures and electronic equipment, office and plant relocation services) Allegiant Move Management (government and military household goods moving and storage) Trans Advantage (equipment sales and service)
 18	16	U.S. Xpress Enterprises Chattanooga, Tenn. Max Fuller, Chairman and CEO Ray Harlin, President and CFO Eric Fuller, COO <i>www.usxpress.com</i>	1,600,000 1,507,252	6.2	NA NA	NA	9,700 9,500	6,800 company-owned tractors 575 lease-to-own tractors 621 owner-operator tractors 17,000 trailers	U.S. Xpress Inc. (dry van TL, expedited, intermodal, dedicated contract carriage, freight brokerage, cross-border services) Total Transportation of Mississippi (dry van TL, expedited, dedicated contract carriage, freight brokerage, 90% ownership) Xpress Internacional (dry van TL in Mexico, cross-border services, 49% ownership) Xpress Global Systems (warehousing and distribution of carpet and floor coverings, LTL) U.S. Xpress Leasing (equipment leasing)
 19	17	Purolator Inc. Mississauga, Ontario (Canada Post Corp, Barry Lapointe Holdings) Stewart Bacon, Chairman Patrick Nangle, President and CEO Mike Boucher, COO Deb Craven, CFO <i>www.purolator.com</i>	1,575,391 1,632,291	-3.5	NA NA	NA	12,000 12,000	493 company-owned tractors 169 straight trucks 1,292 trailers	Purolator Inc. (air and ground package delivery) Purolator Freight (regional and interregional LTL) Purolator International (international package and freight delivery, expedited, cross-border services) Purolator Logistics (supply chain consulting, transportation management, air and ocean freight forwarding, warehousing, customs brokerage)

RANK 2013	RANK 2012	COMPANY	REVENUE (000)	% CHANGE	NET INCOME (000)	% CHANGE	EMPLOYEES	EQUIPMENT	OPERATING UNITS (DESCRIPTION OF SERVICES)	
	20	19	C.R. England Inc. Salt Lake City Daniel England, Co-Chairman Dean England, Co-Chairman Chad England, CEO Josh England, President and CFO Zach England, COO Brandon Harrison, COO <i>www.crengland.com</i>	1,495,597 1,416,806	5.6	NA NA	NA NA	7,352 6,759	3,412 company-owned tractors 819 lease-to-own tractors 267 owner-operator tractors 6,400 trailers 1,200 containers	C.R. England Inc. (refrigerated and dry van TL, flatbed, dedicated contract carriage, intermodal, cross-border services) England Logistics (freight brokerage, air and ocean freight forwarding, intermodal, dry and refrigerated LTL, parcel, transportation management, supply chain consulting, facility engineering, warehousing and distribution, financial services) Premier Truck Driving Schools (driver training) Wabash of Utah Trailer Sales & Service (trailer sales and maintenance)
	21	24	Roadrunner Transportation Systems Cudahy, Wis. NYSE: RRTS Scott Rued, Chairman Mark DiBlasi, President and CEO Brian van Helden, COO Peter Armbruster, CFO <i>www.rrts.com</i>	1,361,410 1,073,354	26.8	48,996 37,530	30.6	3,325 2,491	740 company-owned tractors 2,983 owner-operator tractors 3,429 trailers	Roadrunner Less-Than-Truckload (LTL, expedited) Roadrunner Truckload (dry van and refrigerated TL, flatbed/specialized, freight brokerage, includes operations of TA Drayage, G.W. Palmer Logistics and YES Trans Inc. acquired in 2013, Rich Logistics and Everett Transportation acquired in February) Roadrunner Intermodal (intermodal/drayage, transloading) Roadrunner International (cross-border services, customs brokerage, includes operations of Unitrans International Corp. acquired in March) Roadrunner Warehousing & Consolidation (warehousing and distribution) Roadrunner Transportation Management Solutions (transportation management, freight payment and audit)
	22	21	Prime Inc. ¹ Springfield, Mo. Robert Low, CEO Dean Hoedl, CFO <i>www.primeinc.com</i>	1,300,998 1,152,569	12.9	163,439 147,281	11.0	4,400 4,450	2,021 company-owned tractors 3,168 lease-to-own tractors 158 owner-operator tractors 9,436 trailers	Prime Inc. (refrigerated, dry van TL and flatbed/heavy, tank/bulk, intermodal/drayage, transportation management, dedicated contract carriage) Prime Logistics (freight brokerage) Prime Floral (floral transportation, consolidation and distribution services) Pedigree Truck Sales (equipment sales) Success Leasing (equipment leasing)
	23	23	Kenan Advantage Group North Canton, Ohio Dennis Nash, CEO Bruce Blaise, President Carl Young, CFO <i>www.thekag.com</i>	1,286,631 1,091,031	17.9	NA NA	NA NA	7,530 6,873	4,449 company-owned tractors 488 lease-to-own tractors 1,364 owner-operator tractors 9,774 trailers	Advantage Tank Lines, BXL, KAG West, Kenan Transport, Klemm Tank Lines, North Canton Transfer Co., Petro-Chemical Transport (petroleum and chemical tank, propane, asphalt, renewable fuels) Transport Service Co., DisTech Inc. (chemical tank, liquid bulk) Cryogenic Transportation Inc., Jack B. Kelley Inc. (industrial gas) RTL-Westcan (liquid and dry bulk in Canada, acquired in November 2013) KAG Logistics (supply chain consulting, transportation management)
	24	20	CRST International Cedar Rapids, Iowa John Smith, Chairman David Rusch, CEO Mike Gannon, COO, Fixed Assets John Gallardo, COO, Asset Light Wesley Brackey, CFO <i>www.crst.com</i>	1,269,899 1,257,995	0.9	NA NA	NA NA	4,975 5,128	1,870 company-owned tractors 1,208 lease-to-own tractors 1,412 owner-operator tractors 5 straight trucks 7,552 trailers	CRST Expedited (dry van and refrigerated TL, expedited) CRST Malone (flatbed, dedicated contract carriage) CRST Dedicated Services (dedicated contract carriage) CRST Specialized Transportation (transportation of high-value goods and specialized commodities, commercial and residential delivery, warehousing and distribution) CRST Logistics (transportation management, freight brokerage)





¹ Prime Inc. revenue and net income are for 12 months ended March 31, 2014, and March 31, 2013.






RANK 2013	RANK 2012	COMPANY	REVENUE (000)	% CHANGE	NET INCOME (000)	% CHANGE	EMPLOYEES	EQUIPMENT	OPERATING UNITS (DESCRIPTION OF SERVICES)
25	22	 Saia Inc. Johns Creek, Ga. Nasdaq: SAIA H.A. Trucksess III, Chairman Richard O'Dell, President and CEO James Darby, CFO <i>www.saia.com</i>	1,139,044 1,098,679	3.7	43,627 32,048	36.1	8,400 8,000	3,426 company-owned tractors 35 straight trucks 10,848 trailers	Saia LTL Freight (regional and interregional LTL, expedited) Saia Truckload Plus (dry van TL, freight brokerage) Saia Logistics Services (transportation management, freight brokerage)
26	25	 NFI Industries Cherry Hill, N.J. Sidney Brown, CEO Joe Roeder, President, NFI Distribution & Transportation Steve Grabell, CFO <i>www.NFIindustries.com</i>	1,090,000 1,041,230	3.1	NA NA	NA	7,600 6,000	2,050 company-owned tractors 250 owner-operator tractors 7,400 trailers 170 containers	NFI Transportation (dry van TL, dedicated contract carriage) NFI Distribution (warehousing and distribution, order fulfillment, contract packaging, information technology) NFI Brokerage (freight brokerage, transportation management, freight payment and audit) NFI Intermodal (intermodal/drayage) NFI Real Estate (commercial and industrial real estate development and construction) NFI Global (air and ocean freight forwarding) NFI Canada (transportation management, intermodal, freight brokerage, air and ocean freight forwarding, supply chain consulting) NFI Trailer Leasing (trailer rental and storage)
27	27	 Southeastern Freight Lines Lexington, S.C. W.T. Cassels Jr., Chairman and CEO W.T. Cassels III, President and COO J. Russell Bureson Jr., CFO <i>www.sefl.com</i>	1,065,188 1,012,908	5.2	NA NA	NA	8,030 7,852	3,082 company-owned tractors 236 owner-operator tractors 23 straight trucks 11,042 trailers	Southeastern Freight Lines (regional and interregional LTL and TL, assembly and distribution) G&P Trucking (dry van TL) Southeastern Logistics Solutions (freight brokerage, intermodal, drayage, expedited, residential and commercial delivery)
28	26	 Universal Truckload Services Inc. Warren, Mich. Nasdaq: UACL Matthew Moroun, Chairman Donald Cochran, President H.E. Wolfe, CEO David Crittenden, CFO <i>www.goutsi.com</i>	1,033,492 1,037,006	-0.3	50,572 47,688	6.0	4,339 4,809	734 company-owned tractors 3,403 owner-operator tractors 6,198 trailers 800 containers 778 chassis	Universal Am-Can Ltd., Mason & Dixon Lines, Louisiana Transportation, Great American Lines (dry van TL, flatbed and heavy specialized) Universal Intermodal Services (drayage) Universal Logistics Services (transportation management, intermodal, air and ocean freight forwarding, customs brokerage, warehousing and packaging) Linc Logistics, Universal Logistics Solutions International, CTX (dedicated contract carriage, air and ocean freight forwarding, expedited, freight brokerage, customs brokerage, warehousing and distribution, parts assembly) Calvary Logistics (freight brokerage) Westport Axle (assembly and distribution, warehousing, parts manufacturing, acquired in December 2013)
29	29	 Averitt Express Cookeville, Tenn. Gary Sasser, President and CEO Wayne Spain, COO George Johnson, CFO <i>www.averittpress.com</i>	1,020,000 961,560	6.1	NA NA	NA	NA NA	4,121 company-owned tractors 42 straight trucks 12,139 trailers	Averitt Express (regional and interregional LTL, flatbed, dry van and refrigerated TL, dedicated contract carriage, expedited, air and ocean freight forwarding, freight brokerage, intermodal, warehousing and distribution, drayage, product assembly, transportation management, returned goods management, residential and commercial delivery, supply chain consulting)

RANK 2013	RANK 2012	COMPANY	REVENUE (000)	% CHANGE	NET INCOME (000)	% CHANGE	EMPLOYEES	EQUIPMENT	OPERATING UNITS (DESCRIPTION OF SERVICES)
30	28	 Crete Carrier Corp. Lincoln, Neb. Duane Acklie, Chairman Tonn Ostergard, President and CEO Tim Aschoff, COO Dean Troester, CFO <i>www.cretecarrier.com</i>	1,008,165 998,727	0.9	NA NA	NA NA	5,524 5,627	5,300 company-owned tractors 13,614 trailers	Crete Carrier Corp. (dry van TL, dedicated contract carriage) Shaffer Trucking (refrigerated TL, dedicated contract carriage) Hunt Transportation (flatbed, heavy specialized)
31	31	 Knight Transportation Phoenix NYSE: KNX Kevin Knight, Chairman and CEO David Jackson, President Keith Knight, COO Adam Miller, CFO <i>www.knighttrans.com</i>	969,237 936,036	3.5	69,282 64,117	8.1	4,600 4,600	3,539 company-owned tractors 452 owner-operator tractors 9,181 trailers	Knight Transportation (dry van TL, intermodal/drayage, dedicated contract carriage) Knight Refrigerated (refrigerated TL, dedicated contract carriage) Knight Port and Rail Services (drayage, warehousing and distribution) Knight Intermodal (intermodal) Knight Brokerage (freight brokerage) Knight Truck and Trailer Sales (equipment sales and leasing) Squire Transportation (driver training)
32	30	 Penske Logistics Reading, Pa. (Penske Truck Leasing Co.) Roger Penske, Chairman Brian Hard, CEO Marc Althen, President Terry Miller, COO Paul Ott, CFO <i>www.penskelogistics.com</i>	968,000 951,000	1.8	NA NA	NA NA	10,000 8,151	1,598 company-owned tractors 224 straight trucks 2,816 trailers	Penske Logistics (supply chain consulting, transportation management, dedicated contract carriage, warehousing and distribution, freight brokerage, air and ocean freight forwarding, facilities engineering)
33	47	 Heartland Express North Liberty, Iowa Nasdaq: HTLD Michael Gerdin, Chairman and CEO John Cosaert, CFO <i>www.heartlandexpress.com</i>	961,525 972,340	-1.1	90,821 64,769	40.2	5,220 5,493	4,878 company-owned tractors 14,372 trailers	Heartland Express (dry van and refrigerated TL, dedicated contract carriage, includes operations of Gordon Trucking Inc. acquired in November 2013)
34	35	 Quality Distribution Inc. Tampa, Fla. Nasdaq: QLTY Gary Enzor, Chairman and CEO Joseph Troy, CFO <i>www.qualitydistribution.com</i>	929,810 842,118	10.4	(42,038) 50,076	NA	1,145 1,371	832 company-owned tractors 1,178 affiliate-owned tractors 889 owner-operator tractors 5,255 trailers	Quality Carriers Inc. (chemical tank, liquid and dry bulk) QC Energy Resources (oil, sand, water and production fluid transport for oil and gas drilling) Quality Transload & Terminals (transloading) Boasso America (intermodal tank, container storage, shipping, maintenance and repair) QD Risk Services (insurance claims management)

RANK 2013	RANK 2012	COMPANY	REVENUE (000)	% CHANGE	NET INCOME (000)	% CHANGE	EMPLOYEES	EQUIPMENT	OPERATING UNITS (DESCRIPTION OF SERVICES)
35	33	 Lynden Inc. Anchorage, Alaska Jim Jansen, Chairman Jonathan Burdick, President and CEO Alex McKallor, COO Brad McKeown, CFO www.lynden.com	875,000 885,000	-1.1	NA NA	NA NA	2,540 2,391	483 company-owned tractors 187 owner-operator tractors 32 straight trucks 33 pickups and cargo vans 3,612 trailers 12,154 containers 1,558 chassis	Lynden Transport (dry van and refrigerated TL, flatbed and LTL) Brown Line (refrigerated TL) LTI Inc. (liquid and dry bulk) Alaska West Express (chemical and petroleum tank, intermodal, dry bulk, flatbed/ heavy specialized) Lynden International (air and ocean freight forwarding, customs brokerage) Alaska Marine Lines, Bering Marine Corp., Northland Services (barge) Lynden Air Cargo (airfreight) Lynden Logistics (transportation management, dedicated contract carriage)
36	37	 Atlas World Group Evansville, Ind. Glen Dunkerson, Chairman and CEO Jack Griffin, President and COO Don Breivogel, CFO www.atlasvanlines.com	844,827 815,518	3.6	7,747 5,910	31.1	700 405	14 company-owned tractors 2,126 owner-operator tractors 1,551 straight trucks 3,922 trailers	Atlas Van Lines, Atlas Van Lines (Canada) (household goods, commercial and industrial moving and storage, high-value goods, store fixtures, trade-show exhibits, electronics and fine art, dry van TL) Atlas Van Lines International, Red Ball International, American Vanpac Carriers (air and ocean freight forwarding, military and government moving and storage) Avail Move Management, Cornerstone Relocation Group (relocation and move-management services) Titan Global Distribution, AWG Logistics (transportation management, warehousing and installation services) Atlas World-Class Travel (travel and lodging services) Atlas Terminal Co. (equipment sales and repair, financial services)
37	53	 Jack Cooper Holdings Kansas City, Mo. Mike Riggs, Chairman Bob Griffin, CEO Craig Irwin, President Mike Testman, CFO www.jackcooper.com	825,000 500,000	65.0	NA NA	NA NA	4,500 2,500	4,000 company-owned tractor-trailer rigs	Jack Cooper Transport (vehicle hauling, includes operations of Allied Systems Holdings acquired in September 2013) Jack Cooper Logistics (finished vehicle logistics, freight brokerage)
38	38	 Ruan Transportation Management Systems Des Moines, Iowa John Ruan III, Chairman Steve Chapman, President and CEO Steve Wood, CFO www.ruan.com	807,507 774,892	4.2	NA NA	NA NA	5,088 5,139	3,651 company-owned tractors 39 straight trucks 6,683 trailers 302 containers	Ruan Transportation Management Systems (dedicated contract carriage, liquid and dry bulk, chemical tank, transportation management, supply chain consulting, warehousing, assembly and distribution, intermodal, yard management) Ruan Certified Brokerage (freight brokerage) Ruan Transport Corp. (liquid and dry bulk, chemical tank)
39	36	 Day & Ross Transportation Group¹ Hartland, New Brunswick (McCain Foods Ltd.) John Doucet, President & CEO Kevin Chase, CFO www.dayross.ca	796,476 826,733	-3.7	NA NA	NA NA	1,734 2,137	110 company-owned tractors 136 lease-to-own tractors 1,366 owner-operator tractors 339 straight trucks 2,629 trailers 69 chassis	Day & Ross Freight (regional and national LTL, dry van and refrigerated truckload, cross-border services, expedited) Day & Ross Supply Chain Services (freight brokerage) Day & Ross Dedicated Logistics (dedicated contract carriage, warehousing and distribution) Day & Ross Trade Networks (air and ocean freight forwarding) Sameday Worldwide (expedited, order fulfillment, air and ground package delivery)

1 Day & Ross Transportation Group revenue is for 12 months ended June 30, 2013, and June 30, 2012.







RANK 2013	RANK 2012	COMPANY	REVENUE (000)	% CHANGE	NET INCOME (000)	% CHANGE	EMPLOYEES	EQUIPMENT	OPERATING UNITS (DESCRIPTION OF SERVICES)
40	39	Trimac Group Calgary, Alberta TSE: TMA.UN  Jeff McCaig, Chairman and CEO Tom Connard, President and COO — U.S. Ed Malysa, President and COO — Canada Craig Bourgeois, CFO www.trimac.com www.trimac.ca	761,000 722,288	5.4	NA NA	NA NA	3,345 3,750	1,127 company-owned tractors 843 owner-operator tractors 4,801 trailers	Trimac Transportation Ltd. (chemical and petroleum tank, liquid and dry bulk, pressurized gases in Canada) Trimac Transportation Inc. (chemical and petroleum tank, liquid and dry bulk, pressurized gases, tank cleaning, intermodal in the United States) Northern Resource Trucking (liquid and dry bulk, 29% ownership) Harris Transportation (petroleum tank) National Tank Services (tank cleaning, equipment maintenance) Bulk Plus Logistics (transportation management, warehousing, freight brokerage, bulk transfer and storage, inventory management)
41	32	Anderson Trucking Service St. Cloud, Minn.  Rollie Anderson, Chairman and CEO Jacob Wood, President Brent Anderson, COO Scott Fuller, CFO www.atsinc.com	750,204 927,406	-19.1	NA NA	NA NA	1,300 1,250	493 company-owned tractors 703 lease-to-own tractors 1,009 owner-operator tractors 5,300 trailers	ATS Specialized, New Energy Transport (flatbed, heavy specialized) ATS Inc. (dry van TL) ATS Logistics Services (transportation management, freight brokerage, warehousing and consolidation, packaging, pilot car services) ATS International Services Inc. (heavy specialized, project management, intermodal, air and ocean freight forwarding, customs brokerage) ATS International Projects — Hamburg, ATSI Project Services — Asia (transportation management) Warren Transport, Midwest Specialized Transportation (flatbed, heavy specialized, dry van TL) Waylon Transport (flatbed, heavy specialized) SunBelt Furniture Xpress (transportation of furniture, residential and commercial delivery, expedited, LTL) Sunbelt Xpress Logistics Services (freight brokerage) Iowa Loading Service, National Specialized Services (logistics services) Competitive Equipment Leasing (equipment leasing) Transportation Trucking Insurance Co. (insurance)
42	74	KLLM Transport Services Jackson, Miss.  (Duff Brothers Capital) James Richards Jr., CEO Terry Thornton, CFO www.kllm.com	743,682 740,715	0.4	NA NA	NA NA	NA NA	3,250 company-owned tractors 4,600 trailers	KLLM Inc. (refrigerated TL, dedicated contract carriage, intermodal, freight brokerage, includes operations of Frozen Food Express Industries acquired in August 2013) KLLM Driving Academy (driver training)
43	41	Covenant Transportation Group Chattanooga, Tenn.  Nasdaq: CVTI David Parker, Chairman and CEO Joey Hogan COO Richard Cribbs, CFO www.covenanttransport.com	684,549 674,254	1.5	5,244 6,065	-13.5	4,202 5,124	2,456 company-owned tractors 232 owner-operator tractors 6,861 trailers	Covenant Transport (dry van TL, expedited, dedicated contract carriage) Southern Refrigerated Transport (refrigerated and dry van TL, intermodal/drayage) Star Transportation (dry van TL) Covenant Transport Solutions (freight brokerage) Transport Financial Solutions (accounts receivable financing) Transport Enterprise Leasing (equipment leasing and sales, 49% ownership)

RANK 2013	RANK 2012	COMPANY	REVENUE (000)	% CHANGE	NET INCOME (000)	% CHANGE	EMPLOYEES	EQUIPMENT	OPERATING UNITS (DESCRIPTION OF SERVICES)
44	44	 Celadon Group¹ Indianapolis NYSE: CGI Stephen Russell, Chairman Paul Will, President and CEO Eric Meek, CFO www.celadontrucking.com	680,936 612,202	11.2	23,314 30,265	-23.0	NA 4,100	1,941 company-owned tractors 1,213 lease-to-own tractors 636 owner-operator tractors 8,385 trailers 185 containers 64 chassis	Celadon Trucking Services, Celadon Canada, Servicios de Transportacion Jaguar (dry van and refrigerated TL, intermodal, includes assets of LandSpan Inc., Houg Special Services, TCI Logistics, Hoss Cartage and N. Yanke Transfer Ltd., acquired in 2013) Celadon Logistics Services (transportation management, warehousing and distribution, freight brokerage, LTL) Osborn Transportation (dry van TL, acquired in December 2013) Quality Companies (driver training, equipment sales and repair) GSM Transportation (parts delivery, 49% ownership)
45	42	 Marten Transport Mondovi, Wis. Nasdaq: MRTN Randolph Marten, Chariman and CEO Timothy Kohl, President James Hinnendael, CFO www.marten.com	659,214 638,456	3.3	30,147 27,267	10.6	3,045 2,946	2,206 company-owned tractors 49 owner-operator tractors 4,105 trailers	Marten Transport (refrigerated TL, intermodal, freight brokerage) MW Logistics (freight brokerage, liquid and dry bulk, 45% ownership)
46	45	 Forward Air Corp. Greeneville, Tenn. Nasdaq: FWRD Bruce Campbell, Chairman and CEO Rodney Bell, CFO www.forwardair.com	652,481 584,446	11.6	54,467 52,668	3.4	3,537 3,169	233 company-owned tractors 1,284 owner-operators tractors 190 straight trucks 6 pickups and cargo vans 3,017 trailers 50 chassis	Forward Air Inc. (airfreight, expedited LTL and TL) Forward Air Solutions Inc. (warehousing and distribution, dedicated contract carriage, customs brokerage) Total Quality Inc. (refrigerated TL, acquired in April 2013)
47	43	 Stevens Transport Dallas Steve Aaron, Chairman and CEO Todd Aaron, Vice Chairman Clay Aaron, President www.stevenstransport.com	642,138 612,365	7.5	86,285 85,270	10.7	2,835 2,725	1,890 company-owned tractors 820 lease-to-own tractors 3,615 trailers	Stevens Transport (refrigerated and dry van TL, intermodal, transportation management)
48	46	 AAA Cooper Transportation Dothan, Ala. Mack Dove, Chairman Reid Dove, President and CEO Charlie Prickett, COO Steve Roy, CFO www.aacooper.com	580,372 553,408	4.9	NA NA	NA	4,500 4,500	2,450 company-owned tractors 6,000 trailers	AAA Cooper Transportation (regional and interregional LTL and TL, dedicated contract carriage, port services, ocean freight forwarding, truck maintenance and repair)







¹ Celadon Group revenue and net income is for 12 months ended Dec. 31, 2013, and Dec. 31, 2012.

RANK 2013	RANK 2012	COMPANY	REVENUE (000)	% CHANGE	NET INCOME (000)	% CHANGE	EMPLOYEES	EQUIPMENT	OPERATING UNITS (DESCRIPTION OF SERVICES)
49	51	Contrans Group Woodstock, Ontario TSX: CSS Stan Dunford, Chairman and CEO Gregory Rumble, President and COO James Clark, CFO <i>www.contrans.ca</i>	555,715 522,429	6.4	28,577 28,298	1.0	NA NA	1,400 company-owned and owner-operator tractors 2,600 trailers	Brookville Carriers, Contrans Flatbed Group, Laidlaw Carriers Bulk, Tri-Line Carriers (flatbed/heavy specialized, includes operations of Grazier Transport Limited and Blastech Transportation Corp. acquired in May and June 2013, respectively, and Best Transfer acquired in November 2013) Glen Tay Transportation, Laidlaw Carriers Tank/Bulk, Archer Trucking, Peter Hodge Transport, Tri-Line Carriers, S&S Enterprises (liquid and dry bulk, pneumatic tank, bulk) Tripair Transportation, Laidlaw Carriers Van (dry van TL and LTL) Cornerstone Logistics (transportation management, warehousing and distribution, air and ocean freight forwarding, freight brokerage)
50	52	USA Truck Van Buren, Ark. Nasdaq: USAK Robert Peiser, Chairman John Simone, President and CEO Cliff Beckham, CFO <i>www.usa-truck.com</i>	555,005 512,428	8.3	(9,110) (17,671)	NA	2,750 2,990	2,113 company-owned tractors 135 owner-operator tractors 6,054 trailers	USA Truck (dry van TL, dedicated contract carriage) Strategic Capacity Solutions (freight brokerage, intermodal/drayage)
51	48	Canada Cartage System Mississauga, Ontario (Nautic Partners) Jeff Lindsay, President and CEO David Bacon, CFO <i>www.canadacartage.com</i>	541,800 542,820	-0.2	NA NA	NA	3,800 3,700	1,578 company-owned tractors 668 owner-operator tractors 359 straight trucks 2,589 trailers	Canada Cartage (dedicated contract carriage, dry van TL and LTL, expedited, freight management, air and ocean freight forwarding, customs brokerage) Canada Moving (commercial and residential moving and storage) Direct2Home (home delivery and installation services) Direct Distribution Centres (warehousing and distribution)
52	49	Mullen Group² Okotoks, Alberta TSX: MTL Murray Mullen, Chairman and CEO Stephen Lockwood, President and Co-CEO Stephen Clark, CFO <i>www.mullen-group.com</i>	537,858 535,814	0.4	NA NA	NA	2,170 1,685	678 company owned-tractors 647 owner-operator tractors 252 straight trucks 178 pickups and cargo vans 3,329 trailers 555 containers 166 railcars	Mullen Trucking (dry van TL and LTL, flatbed/heavy specialized) Cascade Carriers (dry bulk) Grimshaw Trucking, Jay's Moving & Storage Ltd. (regional LTL) Hi-Way 9 Group (regional and expedited TL and LTL, warehousing and distribution, drayage, flatbed, intermodal) Mill Creek Motor Freight, Payne Transportation (dry van TL and LTL, flatbed/heavy specialized) Tenold Transportation (dry van TL and LTL, warehousing, cable cutting and reel services) Kleysen Group (dry bulk, flatbed, intermodal, dry van TL and LTL) Smook Contractors Ltd. (construction services, aggregate hauling)
53	50	TransX Group Winnipeg, Manitoba Louie Tolaini, Chairman and CEO Mike Jones, COO Ed Nieroda, CFO <i>www.transx.com</i>	533,061 534,214	-0.2	NA NA	NA	2,630 2,560	650 company-owned tractors 890 owner-operator tractors 4,280 trailers 940 containers 475 chassis	TransX (dry van and refrigerated TL and LTL, intermodal/drayage, expedited) CanXpress (refrigerated TL) CanXpress Distribution (refrigerated LTL) DeckX (flatbed) Expert Customs Brokers (customs brokerage) TX Logistics Services (freight brokerage)

2 Mullen Group revenue is for trucking operations only.

RANK 2013	RANK 2012	COMPANY	REVENUE (000)	% CHANGE	NET INCOME (000)	% CHANGE	EMPLOYEES	EQUIPMENT	OPERATING UNITS (DESCRIPTION OF SERVICES)
54	60	The Suddath Cos. Jacksonville, Fla.  Stephen Suddath, Chairman Barry Vaughn, President and CEO Michael Brannigan, COO James Barnett, CFO www.suddath.com	500,000 429,324	16.5	7,000 NA	NA	2,000 1,900	142 company-owned tractors 188 owner-operator tractors 265 straight trucks 692 trailers 1,492 storage containers	Suddath Relocation Systems, Suddath International (household goods, commercial and industrial moving and storage, includes operations of Horizon Moving Systems acquired in July 2013 and Swartz Moving and Storage in April) Suddath Workplace Solutions (office moving and relocation management services) Suddath Global Logistics (supply chain consulting, transportation management, air and ocean freight forwarding, warehousing and distribution, order fulfillment, commercial and residential delivery, trade show exhibits and high-value products transportation, returned goods management) Suddath Government Services (government and military commercial and residential relocation)
55	63	 Bison Transport Inc. Winnipeg, Manitoba Donald Streuber, President and CEO Rob Penner, COO Greg McFadzean, CFO www.bisontransport.com	485,484 391,156	24.1	NA NA	NA	2,600 2,395	876 company-owned tractors 526 owner-operator tractors 4,000 trailers 118 containers 51 chassis	Bison Transport (dry van and refrigerated TL, dedicated contract carriage, intermodal) Bison ABL (transportation management, warehousing and distribution, freight brokerage, expedited, LTL consolidation, transloading and crossdock services) Britton Transport (dry van TL, flatbed, bulk, freight brokerage, warehousing, transloading, trailer rental) Searcy Trucking (flatbed, heavy specialized)
56	54	 Mercer Transportation Louisville, Ky. James Stone, President David Donohue, Controller www.mercer-trans.com	483,162 492,297	-1.9	NA NA	NA	315 298	2,183 owner-operator tractors	Mercer Transportation (flatbed, dry van TL, freight brokerage)
57	59	 Western Express Nashville, Tenn. Donna Wise, Chairman Paul Wieck, President and CEO Robert Stachura, COO Rick Prickett, CFO www.westernexp.com	463,454 433,018	7.0	NA NA	NA	2,962 2,500	2,415 company-owned tractors 4 owner-operator tractors 5,650 trailers	Western Express (dry van TL, flatbed, expedited, intermodal, dedicated contract carriage)
58	57	 Shevell Group Elizabeth, N.J. Myron Shevell, Chairman and CEO Thomas Connery, COO Craig Eisenberg, CFO www.nemf.com	450,105 446,000	0.9	NA NA	NA	3,515 3,400	2,100 company-owned tractors 40 owner-operator tractors 115 straight trucks 4,600 trailers 10 chassis	New England Motor Freight, NEMF Canada (regional LTL and TL, refrigerated, expedited, intermodal drayage, consolidation and distribution) Eastern Freightways (dry van TL, flatbed) Carrier Industries (warehousing, dedicated contract carriage, supply chain management) NEMF Logistics (transportation management, freight brokerage) Apex Logistics (freight brokerage) NEMF World Transport (air and ocean freight forwarding)
59	Not Ranked	 Daseke Inc. Addison, Texas Don Daseke, Chairman and CEO Scott Wheeler, CFO www.daseke.com	447,000 417,000	7.2	NA NA	NA	1,990 NA	1,575 company-owned tractors 280 lease-to-own tractors 200 owner-operator tractors 3,800 trailers 95 rail intermodal flatbed racks	Boyd Bros. Transportation, WTI Transport, Mid Seven Transportation (flatbed/heavy specialized) Smokey Point Distributing (flatbed/heavy specialized, LTL, freight brokerage) Central Oregon Truck Co. (flatbed, dedicated contract carriage) E.W. Wylie Corp. (flatbed/heavy specialized, oil field services, freight brokerage) J. Grady Randolph Inc. (flatbed/heavy specialized) Boyd Intermodal (intermodal) Boyd Logistics (freight brokerage)

RANK 2013	RANK 2012	COMPANY	REVENUE (000)	% CHANGE	NET INCOME (000)	% CHANGE	EMPLOYEES	EQUIPMENT	OPERATING UNITS (DESCRIPTION OF SERVICES)
60	64	Pitt Ohio Pittsburgh Charles Hammel III, President and CEO James Fields, COO Scott Sullivan, CFO <i>www.pittohio.com</i>	429,800 388,200	10.7	NA NA	NA NA	2,851 2,713	1,040 company-owned tractors 20 lease-to-own tractors 10 owner-operators tractors 398 straight trucks 68 pickups and cargo vans 3,134 trailers	Pitt Ohio (regional and interregional LTL, expedited, assembly and distribution, warehousing, supply chain consulting, information technology) Pitt Ohio Ground (package delivery) ECM Transport (dry van TL, 51% ownership)
61	55	Dart Transit Co. Eagan, Minn. Donald Oren, Chairman David Oren, President Scott Buchanan, CFO <i>www.dart.net</i>	426,320 457,000	-6.7	NA NA	NA NA	411 348	1,886 owner-operator tractors 6,799 trailers 342 containers	Dart Transit Co. (dry van TL, dedicated contract carriage) Dart Intermodal (intermodal/drayage) Dart Advantage Logistics (freight brokerage, transportation management) Dart Advantage Warehousing (warehousing, order fulfillment, assembly and distribution, air and ocean freight forwarding) Highway Sales Inc. (tractor leasing and sales)
62	62	Groupe Robert Rougemont, Quebec Michel Robert, CEO Marcel Boily, CFO <i>www.robert.ca</i>	410,719 420,168	-2.2	NA NA	NA NA	NA 3,300	1,100 company-owned tractors 270 owner-operator tractors 3,000 trailers	Groupe Robert (dry van TL and LTL, intermodal/drayage, transloading, cross-border services, warehousing and distribution, packaging and assembly) Rollex Transport (hazardous materials, waste) TBM Transport, Sycamore Specialized Carriers (flatbed/heavy specialized)
63	65	P.A.M. Transportation Services Tontitown, Ark. Nasdaq: PTSI Matthew Moroun, Chairman Daniel Cushman, President and CEO Allen West, CFO <i>www.pamtransport.com</i>	402,813 380,633	5.8	5,915 2,179	171.5	3,034 2,764	1,480 company-owned tractors 357 owner-operator tractors 5,170 trailers	P.A.M. Transport (dry van TL, intermodal/drayage, expedited, transportation management, cross-border services, freight brokerage)
64	Not Ranked	United Vision Logistics Lafayette, La. Ronnie Murphy, Chairman Rusty Guilbeau, President and CEO Timothy Alguire, CFO <i>www.uvlogistics.com/</i>	400,325 NA	NA	19,512 NA	NA	291 NA	1,505 company-owned tractors 468 straight trucks 1,668 trailers	United Vision Logistics (flatbed/heavy specialized, expedited, oil field services, tank/bulk, intermodal/drayage, dedicated contract carriage, freight brokerage, cross-border services, warehousing)
65	73	Dayton Freight Lines Dayton, Ohio Thomas Cronin Jr., President Bryan Brown, CFO <i>www.daytonfreight.com</i>	386,000 363,400	6.2	NA NA	NA NA	3,361 2,906	1,167 company-owned tractors 39 straight trucks 2,750 trailers	Dayton Freight Lines (regional LTL) Kelley Logistics (dry van TL)
66	68	Roehl Transport Marshfield, Wis. Richard Roehl, CEO Stephen Wykle, CFO <i>www.roehl.net</i>	384,007 374,620	2.5	NA NA	NA NA	2,290 2,506	1,911 company-owned tractors 90 lease-to-own tractors 57 owner-operator tractors 7 straight trucks 5,148 trailers	Roehl Transport (dry van TL, flatbed/heavy specialized, dedicated contract carriage) Roehl Refrigerated Transport (refrigerated TL, warehousing) Roehl Logistics (freight brokerage)






RANK 2013	RANK 2012	COMPANY	REVENUE (000)	% CHANGE	NET INCOME (000)	% CHANGE	EMPLOYEES	EQUIPMENT	OPERATING UNITS (DESCRIPTION OF SERVICES)
67	80	Cowan Systems Baltimore  Joseph Cowan, Chairman and CEO Dennis Morgan, COO Joseph Scheiner, CFO www.cowansystems.com	377,428 315,325	-19.7	NA NA	NA NA	1,878 1,362	1,125 company-owned tractors 623 owner-operator tractors 3,795 trailers	Cowan Systems (dry van and refrigerated TL, dedicated contract carriage, warehousing) Cowan Intermodal Group (intermodal/dragage) Cowan Logistics (freight brokerage) Transway Solutions (transportation management) Single Source Logistics (driver leasing)
68	67	Mesilla Valley Transportation Las Cruces, N.M.  Royal Jones, President and CEO Dean Rigg, CFO www.m-v-t.com	376,000 376,800	-0.2	NA NA	NA NA	1,700 1,700	1,200 company-owned tractors 4,500 trailers	Mesilla Valley Transportation (dry van TL) J.H. Rose Logistics (freight brokerage)
69	75	Graebel Cos. Aurora, Colo.  David Graebel, Chairman William Graebel, CEO Ron Dunlap, COO Bradley Siler, CFO www.graebelmoving.com	363,131 341,856	6.2	158 4,462	NA NA	2,271 2,377	136 company-owned tractors 482 owner-operator tractors 253 straight trucks 963 trailers 67 chassis	Graebel Van Lines, Graebel Movers (household goods, commercial and industrial moving and storage) Graebel Relocation Services Worldwide (domestic and international relocation) Graebel Movers International (household goods forwarding) Graebel Commercial Services (facility management, business relocation and renovation) Move Management (household goods relocation management)
70	71	Acme Truck Line Inc. Gretna, La.  Mike Coatney, President www.acmetruck.com	356,157 372,739	-4.4	NA NA	NA NA	3,200 3,150	2,007 owner-operator tractors 724 straight trucks 2,257 trailers	Acme Truck Line (flatbed/heavy specialized, oil field services) Acme Freight Brokers (freight brokerage, freight payment and audit)
71	72	Transport America Eagan, Minn.  (Goldner Hawn Johnson & Morrison) Scott Arves, CEO Keith Klein, COO Mark Emmen, CFO www.transportamerica.com	347,465 363,546	-4.4	NA NA	NA NA	1,945 2,270	1,350 company-owned tractors 15 lease-to-own tractors 150 owner-operator tractors 4,450 trailers	Transport America (dry van TL, expedited, dedicated contract carriage, intermodal, drayage) TA Logistics (intermodal, freight brokerage)
72	70	Comcar Industries Auburndale, Fla.  Mark Bostick, President Robert Fox, CFO www.comcar.com	346,403 373,239	-7.2	NA NA	NA NA	2,679 3,004	1,601 company-owned tractors 385 owner-operator tractors 4,401 trailers	Commercial Carrier Corp. (dry van TL, flatbed/heavy specialized, dedicated contract carriage, dry bulk, transportation management, warehousing) Coastal Transport (flatbed/heavy specialized) CTL Distribution (chemical tank and dry bulk) Midwest Coast Transport (refrigerated TL)

RANK 2013	RANK 2012	COMPANY	REVENUE (000)	% CHANGE	NET INCOME (000)	% CHANGE	EMPLOYEES	EQUIPMENT	OPERATING UNITS (DESCRIPTION OF SERVICES)
73	77	Interstate Distributor Co. Tacoma, Wash. (Saltchuk Resources) Marc Rogers, President and CEO James Reed, CFO <i>www.intd.com</i>	339,250 338,500	0.2	NA NA	NA NA	1,975 1,800	1,330 company-owned tractors 275 owner-operator tractors 5,600 trailers	Interstate Distributor Co. (dry van and refrigerated TL, dedicated contract carriage, intermodal, transportation management)
74	78	United Road Services Romulus, Mich. (The Gores Group) Kathleen McCann, President and CEO Eric Mikesell, CFO Mark Anderson, COO <i>www.unitedroad.com</i>	333,464 325,000	2.6	NA NA	NA NA	2,100 1,100	1,325 company-owned tractor-trailer rigs 415 owner-operator tractor-trailer rigs	Alaska Vehicle Transport, Autolog, Pilot Transport, United Road (vehicle hauling, includes vehicle hauling operations of The Waggoners Trucking acquired in December 2013) UR AutoLoads (vehicle load board)
75	83	OnTrac Inc. Chandler, Ariz. Rob Humphrey, COO Thomas Fischer, CFO <i>www.ontrac.com</i>	332,331 286,911	15.8	NA 4,846	NA NA	1,697 1,656	445 trailers	OnTrac Ground (package delivery, regional LTL, expedited) Express Messenger Systems (commercial delivery) Express Messenger International (bulk mail delivery)
76	88	Bennett International Group McDonough, Ga. Marcia Taylor, Chairman and CEO David Pittman, COO and CFO <i>www.bennettig.com</i>	327,857 266,349	23.1	NA NA	NA NA	727 643	35 company-owned tractors 30 lease-to-own tractors 1,114 owner-operator tractors 1 straight truck 262 pickups and cargo vans 1,422 trailers	Bennett Motor Express (flatbed/heavy specialized, includes operations of Ace Doran Hauling & Rigging Co. acquired in September 2013) Bennett Truck Transport (manufactured housing and commercial building moving services) Bennett DriveAway (truck, bus and recreational vehicle and RV trailer delivery, power-only hauling service) Bennett Distribution Services (warehousing and distribution, transportation management) Bennett International Transport (air and ocean freight forwarding, customs brokerage, intermodal) Bennett International Logistics (freight brokerage, supply chain consulting, freight management) Bennett Building Systems (portable storage building systems)
77	76	Challenger Group¹ Cambridge, Ontario Daniel Einwechter, Chairman and CEO Eugene Moser, Vice Chairman Jim Peeples, President and COO <i>www.challenger.com</i>	325,502 329,802	-1.3	NA NA	NA NA	1,800 2,300	1,300 company-owned tractors 140 owner-operator tractors 2,900 trailers 420 chassis	Challenger Motor Freight (dry van TL and LTL, intermodal, drayage) Challenger Logistics (transportation management, intermodal, air and ocean freight forwarding, dedicated contract carriage) Challenger Special Commodities (flatbed/heavy specialized, waste) Elgin Motor Freight (dry van and refrigerated TL, cross-border services)
78	82	Epes Carriers Greensboro, N.C. Al Bodford, Chairman and CEO Britt Colley, President and COO Richard Kuehn, CFO <i>www.epescarriers.com</i>	320,000 302,593	5.8	17,700 18,404	-3.8	1,446 1,424	937 company-owned tractors 77 lease-to-own tractors 101 owner-operator tractors	Epes Transport System (dry van TL, dedicated contract carriage) Epes Logistics Services (freight brokerage) Epes Freight Management Services (supply chain consulting, transportation management) Epes Leasing (equipment leasing)

¹ Challenger Group revenue is for 12 months ended April 30, 2014, and April 30, 2013.

RANK 2013	RANK 2012	COMPANY	REVENUE (000)	% CHANGE	NET INCOME (000)	% CHANGE	EMPLOYEES	EQUIPMENT	OPERATING UNITS (DESCRIPTION OF SERVICES)
79	81	California Cartage Co. Long Beach, Calif. Robert Curry, President <i>www.calcartage.com</i>	318,000 311,000	2.3	NA	NA	NA	1,000 owner-operator tractors	California Cartage Express, Container Freight/EIT, K&R Transportation, California Multimodal (drayage) F&S Distribution (drayage, warehousing and distribution) California Cartage Co., Brookvale International (warehousing and distribution) Logistics Services USA (freight brokerage, freight forwarding)
80	84	Maverick USA Little Rock, Ark. Steve Williams, Chairman and CEO Stephen Selig, President and COO John Culp, CFO <i>www.maverickusa.com</i>	315,014 286,852	9.8	18,674 NA	NA	1,777 1,782	1,307 company-owned tractors 73 lease-to-own tractors 25 owner-operator tractors 1,971 trailers	Maverick Transportation (flatbed/heavy specialized, dry van TL, refrigerated TL and LTL) Maverick Logistics (freight brokerage, dedicated contract carriage, warehousing) Maverick Truck & Trailer Sales (equipment sales)
81	87	Evans Network of Cos. Schuylkill Haven, Pa. Albert Evans Jr., Chairman Matthew Bates, President and CEO Brian Frey, CFO <i>www.evansdelivery.com</i>	310,000 275,000	12.7	NA NA	NA	200 260	50 company-owned tractors 2,200 owner-operator tractors 525 trailers	All Points Transport, Century Express, Evans Delivery Co., Hale Intermodal Trucking, Land Transportation, Phoenix Transit & Logistics, Commercial Transport Inc., Drayage Express, West Contract Services (intermodal/drayage, dry van TL) DM Transportation (transportation management) West Motor Freight (dry van TL, flatbed, freight brokerage)
82	85	A. Duie Pyle Inc. West Chester, Pa. Peter Latta, Chairman and CEO Randy Swart, COO LTL Solutions Keary Mueller, COO Customized Solutions Group Kurt Christensen, CFO <i>www.aduiepyle.com</i>	293,000 286,000	2.4	NA NA	NA	2,235 2,149	650 company-owned tractors 81 owner-operator tractors 22 straight trucks 1,702 trailers	A. Duie Pyle LTL Services (regional LTL) A. Duie Pyle Warehousing & Distribution (warehousing, assembly and distribution, transloading) A. Duie Pyle Truckload Solutions (dry van TL, dedicated contract carriage, freight brokerage) Pyle Leasing (equipment rental and leasing, driver leasing)
83	86	Cassens Transport Edwardsville, Ill. Richard Suhre, President and CEO <i>www.cassens.com</i>	289,794 283,775	2.1	NA NA	NA	1,430 1,280	1,303 company-owned tractor-trailer rigs	Cassens Transport Co. (vehicle hauling)
84	91	Koch Companies Minneapolis Randy Koch, Chairman Dave Koch, CEO Scott Shephard, COO John Tillmann, CFO <i>www.kochcompanies.com</i>	274,705 262,000	13.8	NA 7,500	212	955 925	716 company-owned tractors 80 lease-to-own tractors 28 owner-operator tractors 462 straight trucks 4,279 trailers 60 containers 462 chassis	Stan Koch & Sons Trucking (dry van TL, flatbed/heavy specialized, dedicated contract carriage, intermodal drayage) Koch National Lease, United Trailer Leasing (equipment leasing and rental, contract maintenance) Koch Logistics (freight brokerage, transportation management, warehousing and distribution) GW Transportation (freight brokerage) Koch Industries (sourcing, merchandising and distribution)

RANK 2013	RANK 2012	COMPANY	REVENUE (000)	% CHANGE	NET INCOME (000)	% CHANGE	EMPLOYEES	EQUIPMENT	OPERATING UNITS (DESCRIPTION OF SERVICES)
85	90	Fastfrate Holdings Woodbridge, Ontario (Tepper Holdings, Fenway Partners) Ron Tepper, Chairman and CEO Manny Calandrino, President and COO Leonard Wyss, CFO <i>www.fastfrate.com</i>	274,633 263,079	4.4	NA NA	NA NA	NA NA	198 company-owned tractors 130 owner-operator tractors 15 straight trucks 650 trailers 800 chassis	Consolidated Fastfrate (LTL, intermodal, dry van TL, freight brokerage, warehousing and distribution, freight brokerage, dedicated contract carriage) Canada Drayage (drayage) Bruce R. Smith Limited (refrigerated TL, flatbed/heavy specialized)
86	92	Towne Air Freight South Bend, Ind. Randy Clark, CEO <i>www.towneair.com</i>	265,000 258,825	2.4	NA NA	NA NA	NA NA	260 company-owned tractors 800 owner-operator tractors 50 straight trucks 1,600 trailers	Towne Air Freight (air cargo, expedited, dry van TL and LTL, dedicated contract carriage, intermodal, transportation management)
87	Not Ranked	The Dependable Cos. Los Angeles Ron Massman, President and CEO Joe Finney, COO Michael Dougan, CFO <i>www.godependable.com</i>	257,000 242,000	6.2	NA NA	NA NA	1,590 NA	324 company-owned tractors 238 owner-operator tractors 40 straight trucks 1,231 trailers 300 chassis	Dependable Highway Express (LTL and truckload, drayage) Dependable Hawaiian Express, Dependable Global Express (air and ocean freight forwarding, freight brokerage) Dependable Distribution Centers (warehousing and distribution) Dependable Logistics Solutions (supply chain consulting, transportation management)
88	89	John Christner Trucking Sapulpa, Okla. John Christner, President Daniel Christner, COO Darryl Christner, CFO <i>www.johnchristner.com</i>	256,426 264,774	-3.2	9,417 13,328	-29.3	211 233	839 company-owned tractors 39 owner-operator tractors 1,188 trailers	John Christner Trucking (refrigerated TL, dedicated contract carriage) JCT Logistics (freight brokerage) JCT Intermodal (intermodal/drayage)
89	96	Superior Bulk Logistics Oak Brook Ill. Richard Lewis, Chairman Leonard Fletcher, CEO Timothy McCann, CFO <i>www.superiorbulklogistics.com</i>	250,700 234,700	6.8	8,900 NA	NA	1,414 1,359	940 company-owned tractors 236 owner-operator tractors 2,037 trailers	Superior Carriers, Carry Transit (liquid and dry bulk, transloading)
90	Not Ranked	Trans-System Inc. Spokane, Wash. James Williams, President and CEO Dennis Williams, COO Deanna Adams, CFO <i>www.trans-system.com</i>	246,002 232,813	5.7	NA NA	NA	898 809	657 company-owned tractors 219 owner-operator tractors 1,110 trailers	System Transport (flatbed/heavy specialized) T-W Transport Inc. (refrigerated TL) James J. Williams Trucking (liquid bulk) Driver Training and Solutions (driver training)

RANK 2013	RANK 2012	COMPANY	REVENUE (000)	% CHANGE	NET INCOME (000)	% CHANGE	EMPLOYEES	EQUIPMENT	OPERATING UNITS (DESCRIPTION OF SERVICES)
91	97	Groendyke Transport Inc. Enid, Okla. John Groendyke, Chairman and CEO Greg Hodgen, President David James, COO David Schaub, CFO  www.groendyke.com	239,000 228,855	4.4	NA NA	NA NA	1,368 1,382	955 company-owned tractors 1,800 trailers	Groendyke Transport (petroleum and chemical tank, liquid and dry bulk, dedicated contract carriage, transloading)
92	Not Ranked	Arnold Transportation Services Grand Prairie, Texas (Tenex Capital Management/U.S. Xpress Enterprises) Todd Smith, President and CEO Mike Driggers, COO J.P. Bretl, CFO  www.arnoldtrans.com	237,000 249,212	-4.9	NA NA	NA NA	1,429 NA	1,250 company-owned tractors 149 owner-operator tractors 4,265 trailers	Arnold Transportation Services (dry van TL, dedicated contract carriage, freight brokerage) Arnold Oilfield Services (bulk)
93	Not Ranked	Calyx Transportation Group Brampton, Ontario (Wynnchurch Capital) Marcus Pryce-Jones, CEO Bill Gurd, CFO  www.calyxinc.com/	223,323 213,085	4.8	NA NA	NA NA	373 NA	170 company-owned tractors 318 owner-operator tractors 750 trailers 30 straight trucks 200 containers 164 chassis	National Fast Freight (LTL, dry van TL, intermodal/drayage, expedited) Muir's Cartage Ltd. (dry van TL, dedicated contract carriage) Hypfen (freight brokerage) Euroworld Transport (air and ocean freight forwarding, customs brokerage) Indis (warehousing, assembly and distribution, returned goods management)
94	98	Paschall Truck Lines Murray, Ky. Randall Waller Sr., Chairman and President Charles Wilson, CFO  www.ptl-inc.com	222,685 220,696	0.9	NA NA	NA NA	1,450 1,559	950 company-owned tractors 180 owner-operator tractor 2,600 trailers	Paschall Truck Lines (dry van TL) Paschall Logistics (freight brokerage)
95	93	Wheaton World Wide Moving Indianapolis Stephen Burns, Chairman Mark Kirschner, CEO  www.wheatonworldwide.com	221,000 250,000	-11.6	6,414 NA	NA NA	183 150	740 agent-owned tractors 261 agent-owned straight trucks 1,143 agent-owned trailers	Wheaton Van Lines, Bekins Van Lines, Clark & Reid (domestic and international household goods moving and storage, high-value products, furniture, store fixtures, warehousing and distribution)

RANK 2013	RANK 2012	COMPANY	REVENUE (000)	% CHANGE	NET INCOME (000)	% CHANGE	EMPLOYEES	EQUIPMENT	OPERATING UNITS (DESCRIPTION OF SERVICES)
96	95	A&R Logistics Morris, Ill. (Mason Wells) Mark Holden, CEO Richard Mitchell, President Tom Culver, COO Anthony Lenhart, CFO <i>www.artransport.com</i>	220,000 235,000	-6.4	30,000 NA	NA	1,000 1,100	600 company-owned tractors 125 owner-operator tractors 50 trailers 275 containers 25 chassis	A&R Transport (dry bulk and dry van TL) A&R Packaging & Distribution Services (warehousing and distribution, transloading, packaging) A&R Global Logistics (transportation management, freight brokerage) UTC Overseas (air and ocean freight forwarding, customs brokerage)
97	99	Brown Integrated Logistics Lithonia, Ga. Brian Kinsey, President and CEO Barbara Leasure, CFO <i>www.brownintegratedlogistics.com</i>	218,779 218,012	0.4	NA NA	NA	1,107 1,031	545 company-owned tractors 31 lease-to-own tractors 426 owner-operator tractors 10 straight trucks 4,800 trailers	Brown Trucking Co. (dry van TL, dedicated contract carriage) West Logistics (warehousing) Brown Logistics Services (transportation management, freight brokerage) Brown Fleet Services (vehicle maintenance and equipment leasing)
98	Not Ranked	Bridge Terminal Transport Charlotte, N.C. (Platinum Equity) Hans Stig Moller, CEO Brent Taylor, CFO <i>www.bttinc.com</i>	218,245 207,347	5.3	NA NA	NA	262 NA	1,285 owner-operator tractors	Bridge Terminal Transport (intermodal/dragage)
99	Not Ranked	Falcon Transport Co. Youngstown, Ohio Domenic Constantini, CEO Mark Constantini, COO Brad Constantini, COO <i>www.falcontransport.com/</i>	217,510 205,162	6.0	8,294 NA	NA	1,744 NA	831 company-owned tractors 22 owner-operator tractors 1,251 trailers	Falcon Transport Co. (dry van TL, dedicated contract carriage) Comprehensive Logistics Inc. (supply chain consulting, transportation management, contract manufacturing)
100	Not Ranked	McCoy Group Dubuque, Iowa Greg McCoy, CEO Jeff Wesenberg, COO Carl Recher, COO Tim Stueck, CFO <i>www.truckcountry.com</i>	215,885 201,835	7.0	NA NA	NA	1,141 NA	773 company-owned tractors 175 owner-operator tractors 1,795 trailers	Foodliner Inc. (dry and liquid bulk, warehousing and distribution, transloading) Quest Liner (chemical tank, dry and liquid bulk, warehousing and distribution, transloading) Quest Logistics (transportation management) McCoy NationalLease (truck leasing and rental, equipment maintenance and repair) Tow Truck Country (tow truck equipment and parts) Truck Country (truck sales and service)

NOTES:

() Parentheses indicate losses.

NA means not available or not applicable.

Revenue and net income for Canadian companies are shown in U.S. dollars at the average rate of exchange during the time period listed. For calendar year 2013, it was \$1=C\$1.0299.

KEY:

NYSE is New York Stock Exchange, Nasdaq is Nasdaq National Market, OTCBB is Over-the-Counter Bulletin Board and TSX is Toronto Stock Exchange.

CEO is Chief Executive Officer.

COO is Chief Operating Officer.

CFO is Chief Financial Officer.

Ranking of Top For-Hire Carriers by Sector

RANK	COMPANY	REVENUE (000)		% CHANGE
		2013	2012	
TRUCKLOAD/DEDICATED				
1	Schneider Truckload Services	\$2,320,000	\$2,290,000	1.3
2	Swift Transportation	2,313,035	2,282,342	1.3
3	Werner Enterprises	2,029,183	1,699,349	19.4
4	J.B. Hunt Transport Services	1,622,000	1,564,000	3.7
5	U.S. Xpress Enterprises	1,600,000	1,507,252	6.2
6	Landstar System	1,464,558	1,511,695	-3.1
7	Ryder Supply Chain Solutions	1,350,448	1,295,094	4.3
8	NFI Transportation	1,090,000	1,041,230	4.7
9	Cardinal Logistics Management Corp.	1,010,000	1,181,000	-14.5
10	Knight Transportation	969,237	936,036	3.5
11	Penske Logistics	968,000	951,000	1.8
12	Heartland Express	961,525	972,340	-1.1
13	Crete Carrier Corp.	779,689	779,689	0.0
14	Universal Truckload Services Inc.	707,000	741,650	-4.7
15	Roadrunner Truckload	657,967	476,638	38.0
16	Con-way Truckload	636,810	635,556	0.2
17	CRST Expedited	633,664	620,084	2.2
18	Celadon Trucking Services	570,520	540,759	5.5
19	TransForce Inc.	559,676	609,428	-8.2
20	Canada Cartage System	541,800	542,820	-0.2
21	Mullen Group	537,858	535,814	0.4
22	Bison Transport	485,484	391,156	24.1
23	USA Truck	437,425	401,333	9.0
24	Covenant Transport	431,266	438,265	-1.6
25	Groupe Robert	410,719	420,168	-2.2
26	P.A.M. Transport	402,813	380,633	5.8
27	Cowan Systems	377,428	315,325	19.7

RANK	COMPANY	REVENUE (000)		% CHANGE
		2013	2012	
28	Mesilla Valley Transportation	376,000	376,800	-0.2
29	Dart Transit Co.	345,300	366,000	-5.7
30	Interstate Distributor Co.	339,250	338,500	0.2
31	Challenger Motor Freight	325,502	329,802	-1.3
32	Transport America	323,525	319,920	1.1
33	Epes Carriers	320,000	302,593	5.8
34	Day & Ross Freight	301,411	349,447	-13.7
35	Koch Companies	274,705	262,000	4.8
36	Western Express	274,486	267,263	2.7
37	Roehl Transport	249,372	247,857	0.6
38	Arnold Transportation Services	237,000	249,212	-4.9
39	Paschall Truck Lines	222,684	220,697	0.9
40	Brown Trucking Co.	218,779	218,012	0.4
41	G&P Trucking	217,753	202,910	7.3
42	Falcon Transport	217,510	205,162	6.0
43	Super Service	191,113	201,500	-5.2
44	May Trucking	187,985	NA	NA
45	SLH Transport	185,416	203,101	-8.7
46	Martin Transportation Systems	180,206	162,908	10.6
47	Bay & Bay Transportation	178,000	150,000	18.7
48	Ozark Motor Lines	145,082	NA	NA
49	Rush Trucking	138,000	134,000	3.0
50	CalArk Inc.	134,225	130,000	3.3
51	TransX	127,935	138,896	-7.9
52	Bruce Oakley Trucking	111,900	115,200	-2.9
53	A&S Services Group	95,408	NA	NA
54	Titan Transfer	80,678	NA	NA
TOTAL		\$31,358,177	\$30,552,436	2.6

Schneider Truckload Services revenue is estimated by S.J. Consulting Group.
 Swift Transportation revenue includes tank/bulk, flatbed/heavy specialized, refrigerated.
 Werner Enterprises revenue includes flatbed/heavy specialized, refrigerated.
 U.S. Xpress Enterprises, NFI Transportation revenue includes intermodal/drayage.
 Cardinal Logistics Management Corp. revenue is estimated by S.J. Consulting Group and includes flatbed/heavy specialized.
 Knight Transportation revenue includes refrigerated, intermodal/drayage.
 Heartland Express, CRST Expedited revenue includes refrigerated.
 Roadrunner Truckload revenue includes refrigerated, intermodal/drayage.
 Celadon Trucking Services revenue includes LTL, refrigerated, intermodal/drayage.
 TransForce Inc. excludes revenue of Clarke Inc. acquired in January and Transport America acquired in June.
 Canada Cartage System revenue includes LTL, air/expedited, household goods/commercial delivery.
 Mullen Group revenue includes LTL, intermodal/drayage, tank/bulk.
 Covenant Transport revenue includes Star Transportation.
 Groupe Robert revenue includes flatbed/heavy specialized, LTL, intermodal/drayage.
 Challenger Motor Freight revenue includes LTL, intermodal/drayage, flatbed/heavy specialized, refrigerated, tank/bulk.
 P.A.M. Transport, Cowan Systems revenue includes intermodal/drayage.
 Interstate Distributor Co. revenue includes refrigerated, flatbed/heavy specialized.
 Koch Companies revenue includes flatbed/heavy specialized, intermodal/drayage.
 Bruce Oakley Trucking revenue is from Arkansas Business Publishing Group.

RANK	COMPANY	REVENUE (000)		% CHANGE
		2013	2012	
LESS-THAN-TRUCKLOAD				
1	FedEx Freight	\$5,590,000	\$5,420,000	3.1
2	YRC Worldwide	4,865,400	4,850,500	0.3
3	Con-way Freight	3,466,100	3,392,596	2.2
4	UPS Freight	2,502,000	2,377,000	5.3
5	Old Dominion Freight Line	2,337,648	2,134,579	9.5
6	Estes Express Lines	1,948,525	1,857,598	4.9
7	ABF Freight	1,761,716	1,701,495	3.5
8	R+L Carriers	1,298,000	1,250,000	3.8
9	Saia Inc.	1,139,094	1,098,679	3.7
10	Southeastern Freight Lines	840,089	803,799	4.5
11	TransForce Inc.	618,916	653,029	-5.2
12	Averitt Express	606,000	579,000	4.7
13	Roadrunner Less-Than-Truckload	558,971	511,006	9.4
14	AAA Cooper Transportation	500,000	465,000	7.5
15	Central Transport International	488,000	380,000	28.4
16	New England Motor Freight	450,000	447,000	0.7
17	Dayton Freight Lines	375,000	353,000	6.2
18	Pitt Ohio	362,100	326,594	10.9
19	Day & Ross Freight	357,342	390,120	-8.4
20	A. Duie Pyle Inc.	293,000	246,000	19.1
21	The Dependable Cos.	257,000	242,000	6.2
22	Calyx Transportation Group	223,323	213,085	4.8
23	Central Freight Lines	210,000	206,000	1.9
24	Lynden Transport	209,000	204,000	2.5
25	Consolidated Fastfrate	189,188	208,057	-9.1
26	Daylight Transport	183,000	169,000	8.3
27	Oak Harbor Freight Lines	168,139	155,841	7.9
28	Watkins & Shepard Trucking	159,608	156,802	1.8
29	Ward Transport and Logistics Corp.	159,033	149,546	6.3
30	Wilson Trucking	147,159	150,138	-2.0
31	Lakeville Motor Express	117,000	113,000	3.5
	TOTAL	\$32,380,351	\$31,204,464	3.8

FedEx Freight revenue is for 12 months ended Feb. 28, 2014, and includes FedEx Custom Critical.

YRC Worldwide revenue includes YRC Freight, YRC Reimer, New Penn, Holland and Reddaway.

Old Dominion Freight Line revenue includes truckload, air/expedited, intermodal/drayage.

Averitt Express, AAA Cooper Transportation, Central Transport International, New England Motor Freight, Lynden Transport, Daylight Transport and Lakeville Motor Express revenue is estimated by S.J. Consulting Group.

R+L Carriers revenue is estimated by S.J. Consulting Group and includes R&L Transfer, Gator Freightways, Greenwood Motor Lines and Herder Truck Lines.

TransForce Inc. revenue excludes operations of Vitran Corp. in Canada acquired in 2014.

Estes Express Lines, Saia Inc., A. Duie Pyle Inc. and Ward Transport and Logistics Corp. revenue includes truckload.

The Dependable Cos. revenue includes truckload, ocean freight forwarding.

Calyx Transportation Group includes truckload, freight forwarding and warehousing.

Consolidated Fastfrate revenue includes truckload, intermodal/drayage.

Watkins & Shepard Trucking revenue includes truckload, flatbed/heavy specialized.

RANK	COMPANY	REVENUE (000)		% CHANGE
		2013	2012	
FLATBED/HEAVY SPECIALIZED				
1	Landstar System	\$932,176	\$998,915	-6.7
2	Contrans Group	541,178	503,447	7.5
3	Mercer Transportation	483,162	492,296	-1.9
4	Daseke Inc.	447,000	417,000	7.2
5	Anderson Trucking Service	417,794	487,893	-14.4
6	United Vision Logistics	400,325	458,000	-12.6
7	TMC Transportation	396,000	397,000	-0.3
8	TransForce Inc.	337,228	425,971	-20.8
9	Acme Truck Line	324,257	327,739	-1.1
10	Bennett Motor Express	231,339	157,588	46.8
11	CRST Malone	227,717	250,803	-9.2
12	Maverick Transportation	220,952	267,217	-17.3
13	Melton Truck Lines	212,000	202,730	4.6
14	Lone Star Transportation	206,000	215,000	-4.2
15	Transport Investments Inc.	185,500	204,550	-9.3
16	System Transport Inc.	179,220	175,334	2.2
17	Western Express	172,234	166,556	3.4
18	Keen Transport	125,000	NA	NA
19	Roehl Transport	109,000	103,803	5.0
20	EZE Trucking	95,000	NA	NA
21	PI & I Motor Express	87,220	NA	NA
22	Coastal Transport	75,028	66,112	13.5
23	Schilli Specialized	61,900	NA	NA
	TOTAL	\$6,098,110	\$6,317,954	-3.5

Contrans Group revenue includes tank/bulk.

Mercer Transportation revenue includes truckload.

United Vision Logistics 2012 revenue is estimated by S.J. Consulting Group, and includes tank/bulk, intermodal/drayage.

TMC Transportation and Lone Star Transportation revenue is estimated by S.J. Consulting Group.

Transport Investments Inc. revenue includes American Transport Inc., Greentree Transportation, Aetna Freight Lines, American Wind Transport Group and TII Logistics.

MAIL

1	FedEx Corp.	\$1,775,554	\$1,618,198	9.7
2	Pat Salmon & Sons Inc.	217,865	227,980	-4.4
3	UPS Inc.	129,303	126,358	2.3
4	Eagle Express Lines	95,565	94,021	1.6
5	Matheson Trucking Inc.	78,028	90,288	-13.6
6	Beam Brothers Trucking	61,588	58,123	6.0
7	Midwest Transport Inc.	56,124	55,553	1.0
8	Tracie McCormick Inc.	41,517	41,412	0.3
9	Lange Trucking	34,182	37,158	-8.0
10	Allen Richey Inc.	29,266	32,798	-10.8
	TOTAL	\$2,518,992	\$2,381,889	5.8

RANK	COMPANY	REVENUE (000)		% CHANGE
		2013	2012	
TANK/BULK				
1	Kenan Advantage Group	\$1,286,631	\$1,091,031	17.9
2	Quality Distribution Inc.	789,172	711,542	10.9
3	Tramac Group	761,000	722,288	5.4
4	Superior Bulk Logistics	250,700	234,700	6.8
5	Ruan Transport Corp.	242,910	244,077	-0.5
6	Groendyke Transport	239,000	228,885	4.4
7	Schneider Bulk Carriers	223,083	247,859	-10.0
8	Foodliner Inc./Quest Liner	215,885	201,835	7.0
9	Dupré Logistics	192,291	172,424	11.5
10	Martin Transport Inc.	183,205	164,061	11.7
11	TransWood Carriers	160,012	140,157	14.2
12	Bulkmatic Transport	160,000	155,000	3.2
13	A&R Logistics	150,000	150,000	0.0
14	Eagle Transport Corp.	121,176	114,232	6.1
15	Florida Rock & Tank Lines	112,120	103,476	8.4
16	Slay Transportation Co.	107,992	110,446	-2.2
17	Miller Transporters	102,940	102,930	0.0
18	Mission Petroleum Carriers	102,682	93,775	9.5
19	Dillon Transport	101,982	80,584	26.6
20	CTL Distribution	92,294	87,654	5.3
	TOTAL	\$5,595,075	\$5,156,956	8.5

Schneider Bulk Carriers, Martin Transport, TransWood Carriers, Slay Transportation Co., Mission Petroleum Carriers and Dillon Transport revenue from Modern Bulk Transporter.

AIR/EXPEDITED				
1	Forward Air Inc.	\$501,100	\$501,700	-0.1
2	FedEx Custom Critical	390,000	393,000	-0.8
3	Towne Air Freight	265,000	258,825	2.4
4	Panther Premium Logistics	246,849	228,000	8.3
5	Ceva Ground	152,000	182,000	-16.5
6	Landstar Express America	131,000	137,000	-4.4
7	Express-1 Inc.	101,817	94,008	8.3
8	LoadOne	87,500	77,000	13.6
	Total	\$1,787,766	\$1,794,533	-0.4

FedEx Custom Critical, Landstar Express America and Ceva Ground revenue is estimated by S.J. Consulting Group.

RANK	COMPANY	REVENUE (000)		% CHANGE
		2013	2012	
INTERMODAL/DRAYAGE				
1	J.B. Hunt Intermodal	\$3,456,000	\$3,071,000	12.5
2	Hub Group	2,150,786	2,042,286	5.3
3	Pacer International Inc.	759,100	1,179,600	-35.6
4	Swift Transportation	350,093	333,938	4.8
5	California Cartage Co.	318,000	311,000	2.3
6	Evans Network of Cos.	310,000	275,000	12.7
7	Bridge Terminal Transport	218,244	207,347	5.3
8	IMC Companies	202,404	177,650	13.9
9	RoadOne Intermodal Logistics	175,000	175,000	0.0
10	Quality Distribution Inc.	140,638	130,576	7.7
11	Universal Truckload Services Inc.	131,400	120,381	9.2
12	TransX	95,951	74,790	28.3
13	Marten Transport	92,513	71,324	29.7
14	Landstar System	73,820	73,932	-0.2
15	Dart Intermodal	43,620	52,400	-16.8
16	Celadon Trucking Services	37,960	23,145	64.0
	Total	\$8,555,529	\$8,319,369	2.8

Hub Group revenue includes Hub Group Trucking.

REFRIGERATED				
1	C.R. England Inc.	\$1,495,597	\$1,416,806	5.6
2	Prime Inc.	1,300,998	1,152,569	12.9
3	KLLM Inc.	743,682	740,715	0.4
4	Stevens Transport	642,138	612,365	4.9
5	Central Refrigerated	533,993	452,805	17.9
6	Marten Transport	507,279	483,323	5.0
7	TransAm Trucking	324,000	321,000	0.9
8	John Christner Trucking	232,765	215,569	8.0
9	Southern Refrigerated Transport	205,365	202,276	1.5
10	Navajo Express Inc.	200,000	188,000	6.4
11	National Carriers Inc.	190,300	184,600	3.1
12	Shaffer Trucking	182,333	182,331	0.0
13	Midwest Coast Transport	150,060	157,132	-4.5
14	CanXpress	149,257	160,264	-6.9
	TOTAL	\$6,857,767	\$6,469,755	6.0

C.R. England Inc. revenue includes intermodal/drayage.

Prime Inc. revenue includes flatbed/heavy specialized, tank/bulk, intermodal/drayage.

KLLM Inc. includes truckload.

TransAm Trucking revenue estimated by S.J. Consulting Group for 2013.

RANK	COMPANY	REVENUE (000)		% CHANGE
		2013	2012	
HOUSEHOLD GOODS/COMMERCIAL DELIVERY				
1	Sirva Inc.	\$1,994,200	\$1,973,000	1.1
2	UniGroup Inc.	1,700,000	1,613,124	5.4
3	Atlas World Group	844,827	815,518	3.6
4	The Suddath Cos.	500,000	429,324	16.5
5	Graebel Cos.	363,131	341,856	6.2
6	CRST Specialized Transportation	239,252	230,990	3.6
7	Wheaton World Wide Moving	221,000	250,000	-11.6
8	Arpin Van Lines	177,459	180,615	-1.7
9	Stevens Worldwide Van Lines	112,559	111,968	0.5
10	ABF Freight	82,169	77,619	5.9
	Total Household Goods	\$6,234,597	\$6,024,014	3.5

Sirva Inc. revenue includes Allied Van Lines, North American Van Lines and Global Van Lines.
 UniGroup Inc. revenue includes United Van Lines and Mayflower Transit.
 Wheaton World Wide Moving revenue includes Wheaton Van Lines, Bekins Van Lines and Clark & Reid.

MOTOR VEHICLE/DRIVEAWAY

1	Jack Cooper Transport	\$825,000	\$805,000	2.5
2	United Road	333,464	325,000	2.6
3	Cassens Transport	289,794	283,775	2.1
4	Bennett Truck Transport/Bennett DriveAway	61,460	62,261	-1.3
	TOTAL	\$1,509,718	\$1,476,036	2.3

Jack Cooper Transport revenue includes operations of Allied System Holdings acquired in 2013.

RANK	COMPANY	REVENUE (000)		% CHANGE
		2013	2012	
PACKAGE/COURIER				
1	UPS Inc.	\$46,503,000	\$44,980,000	3.4
2	FedEx Corp.	38,490,000	37,270,000	3.3
3	Purolator Inc.	1,575,391	1,632,291	-3.5
4	TransForce Inc.	1,239,477	1,170,527	5.9
5	OnTrac Inc.	332,331	286,910	15.8
6	LaserShip	143,000	121,000	18.2
7	Golden State Overnight	75,000	68,000	10.3
	TOTAL	\$88,140,199	\$85,339,728	3.3

FedEx Corp. revenue is for 12 months ended Feb. 28, 2014.

Purolator Inc. revenue includes LTL.

LaserShip and Golden State Overnight revenue is estimated by S.J. Consulting Group.

IHS AUTOMOTIVE

Driving success beyond the road

The success of your business takes place on and off the road. Our data-driven solutions for the commercial vehicle industry help you forecast and optimize parts demand, identify emerging market trends and reach your best prospects.

IHS AUTOMOTIVE

driven by POLK



IHS.com

1 800 464 7655